

---

# ENROLLMENT UPDATE

## DUSD BOARD OF EDUCATION MEETING SEPTEMBER 9, 2025

Dr. Wayne Shannon, Dr. Alyda Mir,  
Dr. Rani Maline Bertsch and Dr.  
Robert McEntire

---

# **AGENDA**

Review 2025/2026 Current Enrollment vs. Projected Enrollment



Compare DUSD Current Enrollment vs. Surrounding districts



Review Impact of Staffing Projects with Current Enrollment



Review New Program Offerings/Expansions that Impact Enrollment



Transitioning Focus from Enrollment to Attendance

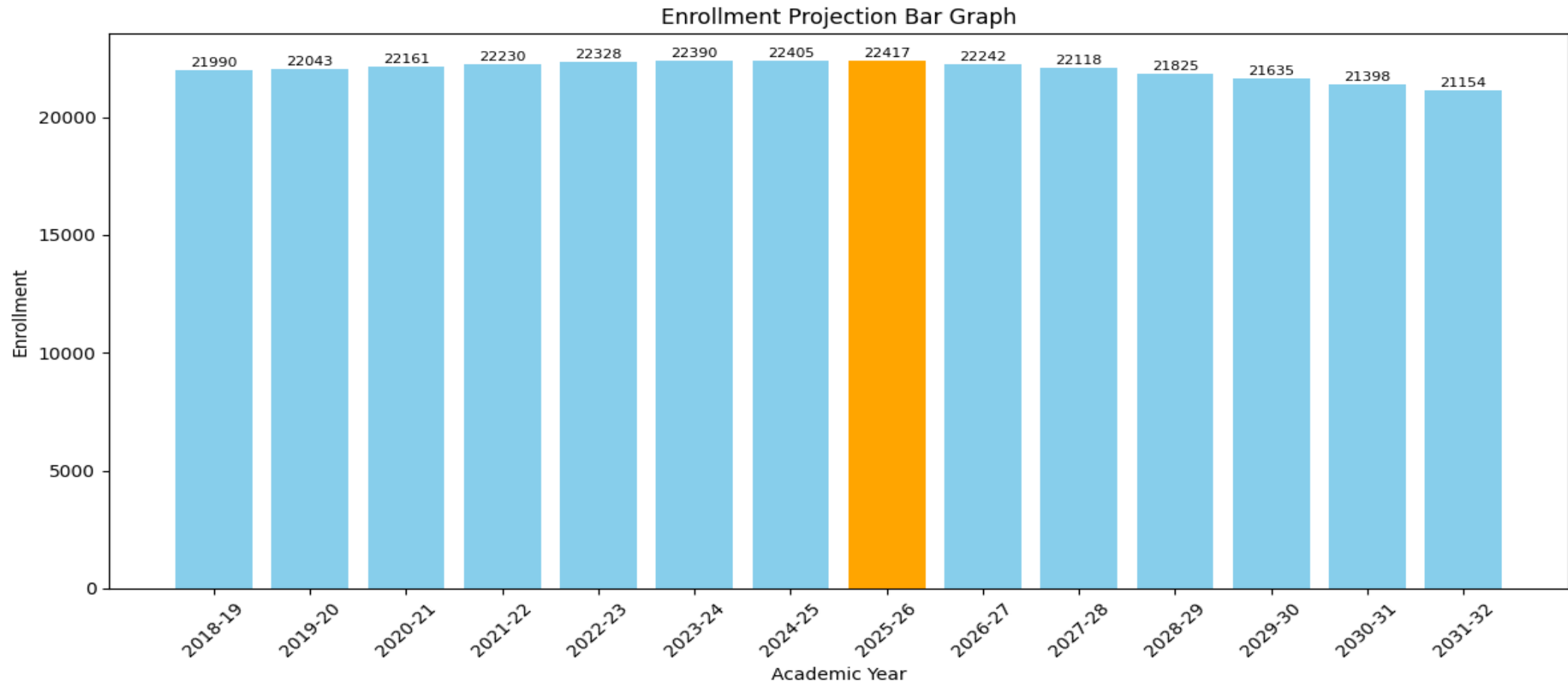
## **DUSD ENROLLMENT** **(DAY 12)**

22,434 total (TK-12)  
students

137 student increase  
over last year

---

# DEMOGRAPHIC ENROLLMENT PROJECTION REPORT (MAY 2025)



	Actual				Projected						
Grade	22-23	23-24	24-25		25-26	26-27	27-28	28-29	29-30	30-31	31-32
TK	388	788	736		868	912	877	945	956	972	1,006
K	1,353	1,217	1,294		1,191	1,132	1,159	1,087	1,144	1,129	1,120
1	1,438	1,405	1,286		1,361	1,255	1,192	1,218	1,143	1,202	1,187
2	1,461	1,489	1,434		1,319	1,397	1,288	1,222	1,249	1,171	1,232
3	1,406	1,469	1,522		1,466	1,349	1,429	1,316	1,249	1,276	1,197
4	1,460	1,460	1,483		1,556	1,501	1,380	1,460	1,344	1,275	1,303
5	1,566	1,490	1,473		1,503	1,580	1,522	1,399	1,479	1,362	1,292
6	1,671	1,685	1,680		1,626	1,663	1,745	1,680	1,543	1,632	1,503
7	1,763	1,704	1,744		1,735	1,682	1,717	1,801	1,733	1,592	1,683
8	1,732	1,771	1,713		1,761	1,754	1,700	1,732	1,816	1,748	1,606
9	2,018	1,908	2,055		1,938	1,995	1,985	1,922	1,958	2,054	1,976
10	1,980	2,016	1,915		2,070	1,955	2,010	1,999	1,935	1,972	2,067
11	1,980	1,950	2,023		1,912	2,069	1,953	2,006	1,994	1,932	1,968
12	2,112	2,038	2,047		2,111	1,998	2,161	2,038	2,092	2,081	2,014
TK-5	9,072	9,318	9,228		9,264	9,126	8,847	8,647	8,564	8,387	8,337
6-8	5,166	5,160	5,137		5,122	5,099	5,162	5,213	5,092	4,972	4,792
9-12	8,090	7,912	8,040		8,031	8,017	8,109	7,965	7,979	8,039	8,025
Total	22,328	22,390	22,405		22,417	22,242	22,118	21,825	21,635	21,398	21,154

---

District	Total Enrollment	Budgeted Diff. 2025-26	Actual Diff. 2025-26
<b>Downey Unified</b>	<b>22,434</b>	<b>-200</b>	<b>+171</b>
ABC Unified	17,196		-356
Norwalk La Mirada Unified	14,083		-436
Baldwin Park Unified	9,000	-350	-250
Chaffey JUHSD	22,160	-70	+120
Chino Valley Unified	25,500	-400	-170
Desert Sands Unified	25,173	-49	-300
Hemet Unified	21,920	+71	-209
Hesperia Unified	23,134	-63	-75
Irvine Unified	37,542	-700	-350
Jurupa Unified	17,561	-389	-298
Long Beach Unified	61,500	-200	-1200
Manhattan Beach Unified	5,909	0	-20
Ontario Montclair Unified	17,500	-250	-500
Poway Unified	34,192	-273	-273
Sweetwater Unified	33,687	-700	-923
Statewide	5,500,000	-75,000	-75,000

## ENROLLMENT COMPARISON TO REGIONAL DISTRICTS

# **STAFFING ADJUSTMENTS**

## **25/26 SCHOOL YEAR**

### **Elementary**

Alameda- (2) additional Transitional Kindergarten (TK) classrooms

Old River- (1) additional 4<sup>th</sup> and (1) additional 5<sup>th</sup> grade classroom

Price- (1) additional 4th grade classroom

Rio San Gabriel- (1) additional TK and (1) additional 3rd grade classroom

Unsworth- Reduce (1) Kinder Classroom (teacher was reassigned to Alameda)

Williams- (1) additional TK classroom

### **Secondary**

(52) additional sections have been added at our Middle and High School campuses

- Many of these sections have been added to support addition/expansion of our academic programs.

# **ADDITION/EXPANSION OF PROGRAMS**

Transitional Kinder (TK)-Expansion

Dual Language-Expansion

International Baccalaureate-Expansion

Elite Sports Academy-Addition

Career and Technical Education (CTE)-Expansion

Scholars Pathways (Viking Plus, Dual Enrollment, Early College, Accelerated, Honors and A.P.)



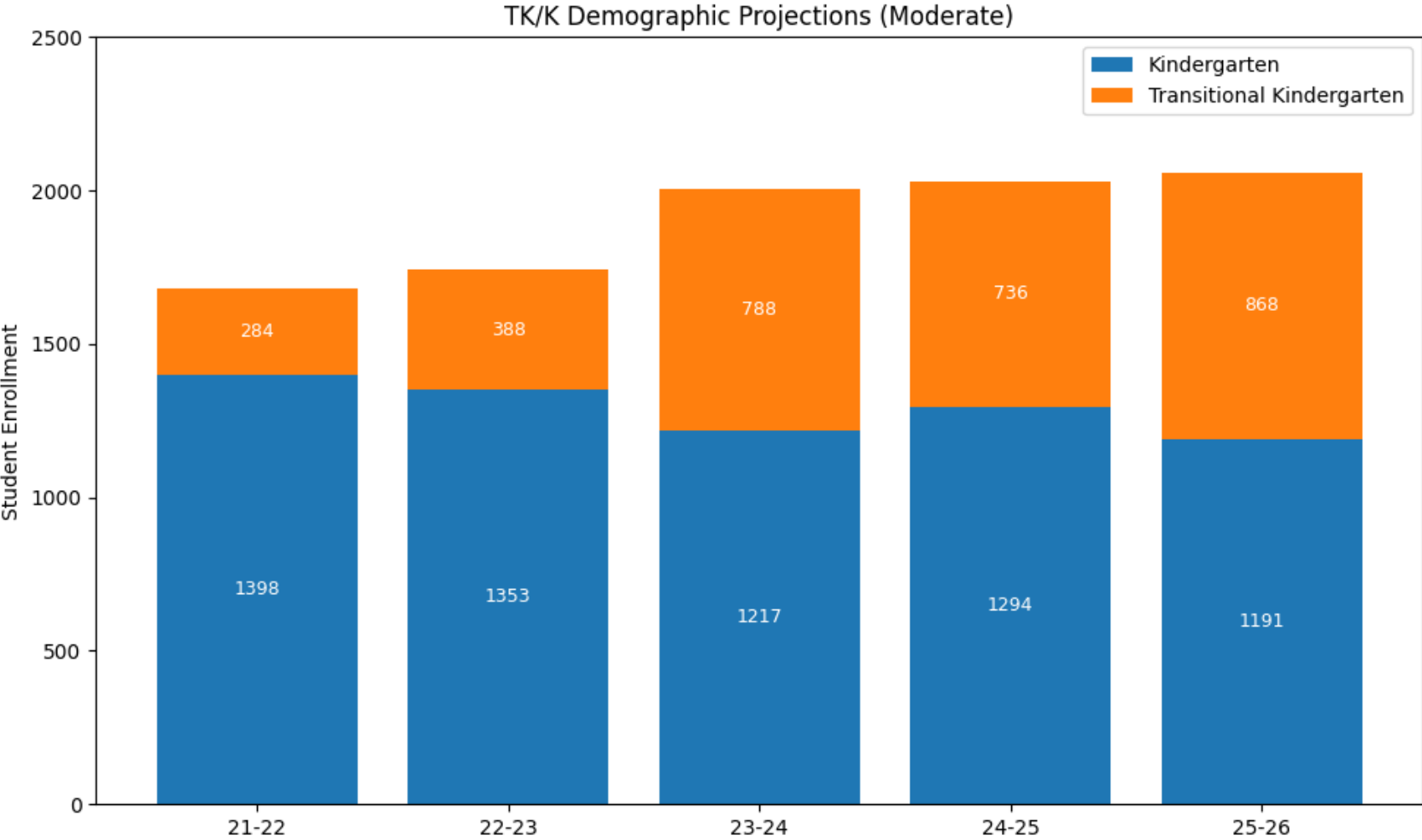
---

# **TRANSITIONAL KINDERGARTEN**

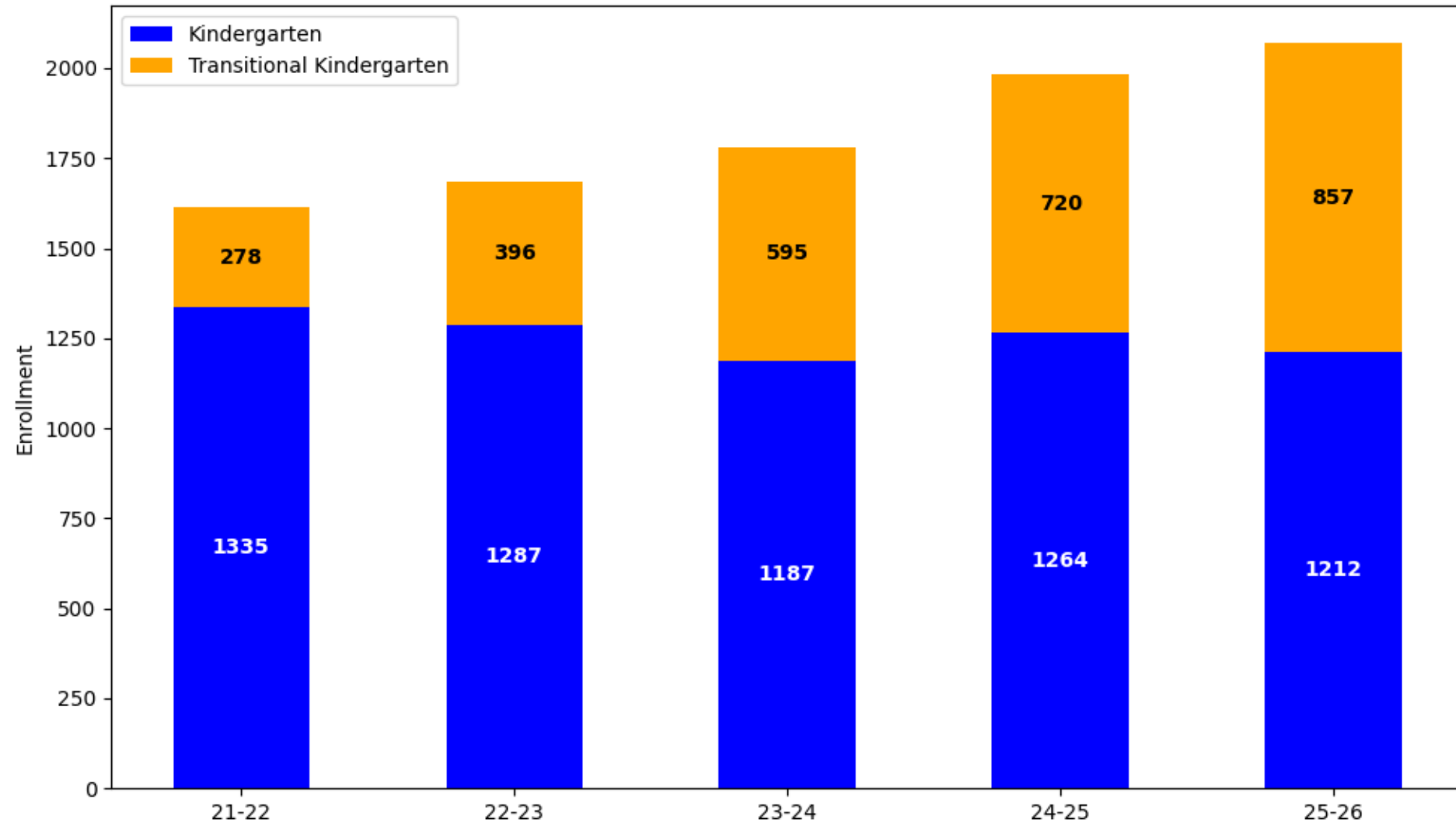
Now available for all  
four-year-olds that  
turn four on or before  
September 1

Continues to be  
major focus –  
additional year of  
school for all  
Californian's

# Demographic Analysis & Enrollment Report (June 24, 2025)



Student Enrollment (Day 12)




# Enrollment Comparison TK/K (Proj. vs. Day 12) 2021-2026

School Year	TK (Proj.)	TK (Day 12)	TK Variance	K (Proj.)	K (Day 12)	K Variance
2021–2022	284	270	-14	1398	1278	-120
2022–2023	388	361	-27	1353	1226	-127
2023–2024	788	543	-245	1217	1108	-109
2024–2025	736	644	-92	1294	1188	-106
2025–2026	868	790	-78	1191	1140	-51

---

# AVID ELEMENTARY

- The AVID program continues to add elementary sites in alignment with the Board of Education's goals for enrollment growth.
  - Ward and Gauldin joined our District team at Summer Institute in preparation for this school year
  - Elementary has grown to four sites- Gauldin, Lewis, Old River and Ward.
- With AVID continuing to expand in elementary, we have dedicated a district-level TOSA to provide specific support to those sites.
  - Diana Israwi-Elementary Social Emotional Learning/AVID TOSA
  - GOAL: Add two more sites for 2026-27 school year





School	TK (classes)	Kinder (classes)	1 <sup>st</sup> (classes)	2 <sup>nd</sup> (classes)	3 <sup>rd</sup> (classes)	4 <sup>th</sup> (classes)	5 <sup>th</sup> (classes)
Carpenter	5	5	4	4	5	4	4
Garcia	2	2	2	2	2	-	-
Unsworth	1	1	-	-	-	-	-
Williams	2	2	2	1	-	-	-

## DUAL LANGUAGE IMMERSION – ELEMENTARY SCHOOLS

Unsworth is currently in their first year of dual immersion



## DUAL LANGUAGE IMMERSION

# SUSSMAN MIDDLE SCHOOL

### **Summer Bridge Opportunity**

- Summer 2025, Carpenter Dual Immersion students were offered the chance to continue their Spanish language maintenance at Sussman Middle School.
- 75 students enrolled in the summer Spanish class, supporting continuity in language development.

### **Welcoming Our First DI Cohort**

- This fall (2025–2026), Sussman welcomed its first cohort of Dual Immersion maintenance students.

### **Spanish Course Offerings**

Conversational Spanish

Spanish 1A

Spanish 1B

Phase 4: Dual Immersion Language & Culture

### **Looking Ahead**

- We will expand our DI offerings with the development of Phase 5 and Phase 6 courses, ensuring continued growth and rigor for our bilingual learners.
- This cohort will be prepared to take AP Spanish in 9th grade.



# INTERNATIONAL BACCALAUREATE

- **Current Enrollment**

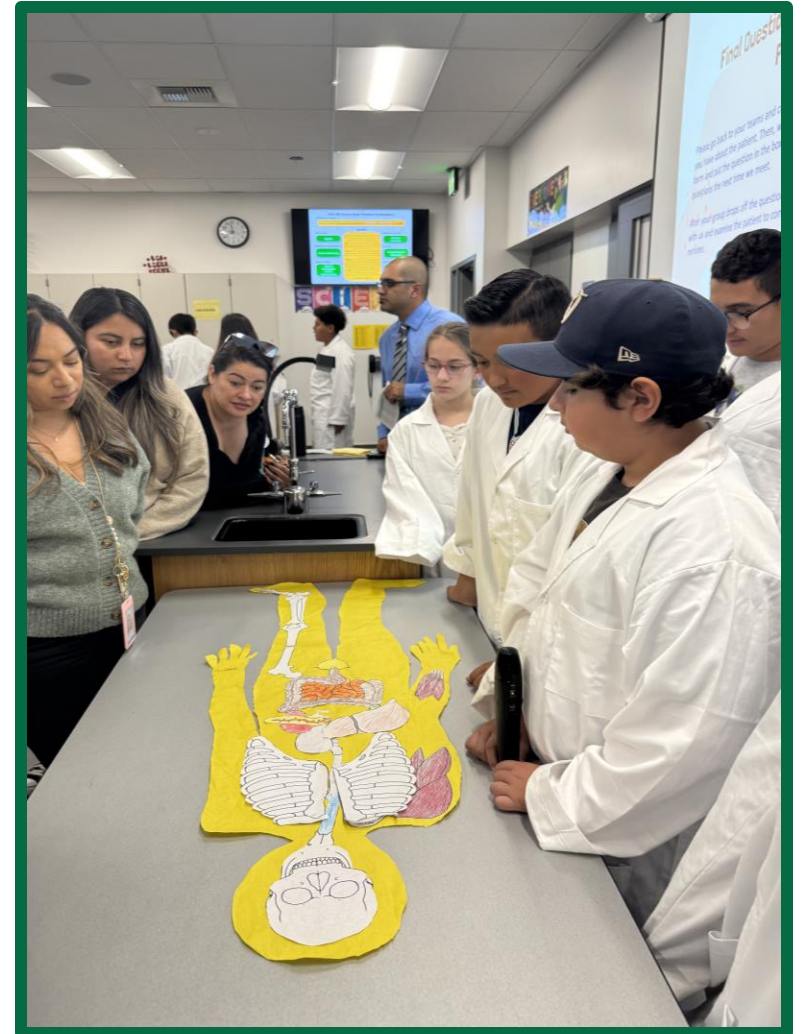
- 6th Grade: 196 Students
- 7th Grade: 127 Students
- 8th Grade: 112 Students

- **Phased Implementation**

- Sussman has adopted a gradual rollout, adding one grade level per year. Currently, all grades 6–8 are in implementation with students

- **Looking Ahead**

- We are preparing for our IB MYP Authorization Visit in late fall/early winter to receive official authorization to be an IB MYP World School.







---

# RIGOROUS SCHOLAR PATHWAYS

---

- Rigorous pathways
  - Downey Viking Prime and Warren Scholar Pathway
    - Both pathways provide a rigorous course of study that equips graduates with the academic foundation and strength of schedule to gain admission to and succeed at the most competitive universities through completion of the AP Capstone Diploma.
  - The pathways offer flexibility in course sequencing, enabling students to challenge themselves academically while fully engaging in a wide range of extracurricular opportunities. Academic options will include Honors, AP and Dual Enrollment.
  - Students are empowered to explore their individual passions, develop leadership skills, and make meaningful contributions to their community.
- Middle School
  - Accelerated Math Pathway (Math 6-8)
  - Honors courses in ELA are being built this year for implementation next year

# DUSD SPORTS ACADEMY



## **Core Vision**

- Fully funded elite sports program embedded into our Downey Unified Schools
- Led by experienced coach and educators
- High-Level athletic development combined with strong academics
- Public school alternative to expensive club systems

## **Participants**

**105** students participating in Strength and Fitness Training 5 days a week focusing sports specific training in Soccer and Football

- 91 Boys
- 14 Girls



---

## CAREER AND TECHNICAL EDUCATION (CTE)-HIGH SCHOOL

- **Fire Science – Warren High School**
  - Dan Hurlock
  - 5 Sections-144 students
  - Funding
    - GSPP Grant-\$400,000
    - Strong Workforce 7 Grant-\$1,499,000





---

## **CAREER AND TECHNICAL EDUCATION (CTE)-HIGH SCHOOL**

- **Education -Warren High School**
  - Kelsey Hassler
  - 4 Sections-131 students
    - GSPP Grant-\$400,000
    - Strong Workforce 7 Grant-\$1,499,000

---

# **CAREER AND TECHNICAL EDUCATION (CTE)-HIGH SCHOOL**

- **Audio & Music Production-  
Warren High School**
  - Jorge Cardenas
  - 3 Sections-96 Students
  - J. Dilla Music Technology  
Grant-\$73,596





---

# CAREER AND TECHNICAL EDUCATION (CTE)-MIDDLE SCHOOL

---

- **Audio/Video Production-Doty Middle School**

- Robert Becker
- 2 Sections-137 students
- J. Dilla Music Technology Grant-\$38,070



---

# CAREER AND TECHNICAL EDUCATION (CTE)-MIDDLE SCHOOL

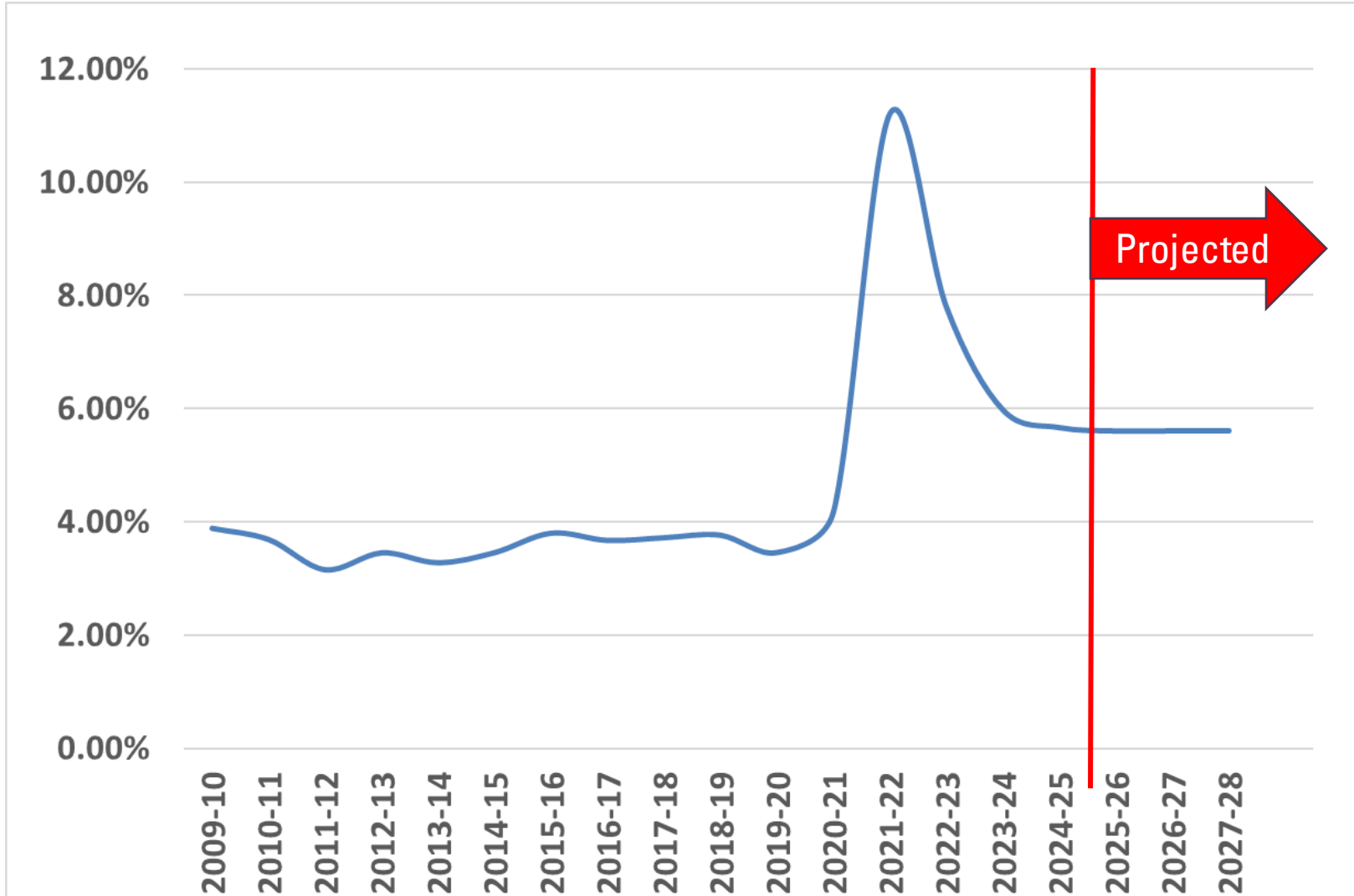
---

- **Audio/Video Production-Stauffer**

## **Middle School**

- Daniel Brummel
- 2 Sections-137 students
- J. Dilla Music Technology Grant-  
\$38,070





# DUSD ABSENTEE RATES (HISTORICAL)

*1% Improvement = \$3.165M/ Yr*



# **FOCUS ON** **ATTENDANCE** **RECOVERY** **(AR)**

Student attendance boosts academic achievement by ensuring consistent learning, engagement, and instructional continuity.

Chronic Absenteeism remains a statewide issue. Projected statewide rate for 2023-2024 on California School Dashboard is 18.6%

School funding in California is based on Average Daily Attendance (ADA). Each student must be physically present to receive funding for that day.

**California Education Code 46210-46211** enables Attendance Recovery to offset absences and restore funding starting July 2025.

**Primary Purpose:** Provide students with more opportunities to learn and districts with a chance to offset absences and recover funding.

---

# **ATTENDANCE** **RECOVERY** **DETAILS**

AR sessions may be held before or after school on weekends or during intersession breaks.

Students participating must engage in educational activities aligned to grade-level standards.

- This may include one-on-one or small group tutoring.

Students may recover up the lesser of ten days or the total number of absences accrued in a school year.

AR programs must be supervised by certificated personnel employed by district and function within following class size ratios:

- 10:1 for TK/K
- 20:1 for Grades 1-12

AR programs must meet the following time mandates to equal one (1) captured day of absence:

- TK/K: 180 minutes
- 1-3: 230 minutes
- 4-12: 240 minutes

---

## **SATURDAY SCHOOLRECOVERY OPPORTUNITIES**

Enables districts to recover lost instructional time and directly boosts ADA which helps restore lost revenue.

Can be used to offer targeted academic support, including credit recovery, remediation and enrichment.

Can also incorporate visual and performing arts, sports and fitness programs that support social emotional development and physical health



QUESTIONS