



**Downey Unified**  
SCHOOL DISTRICT

# Demographic Analysis & Enrollment Projections Report

June 24, 2025

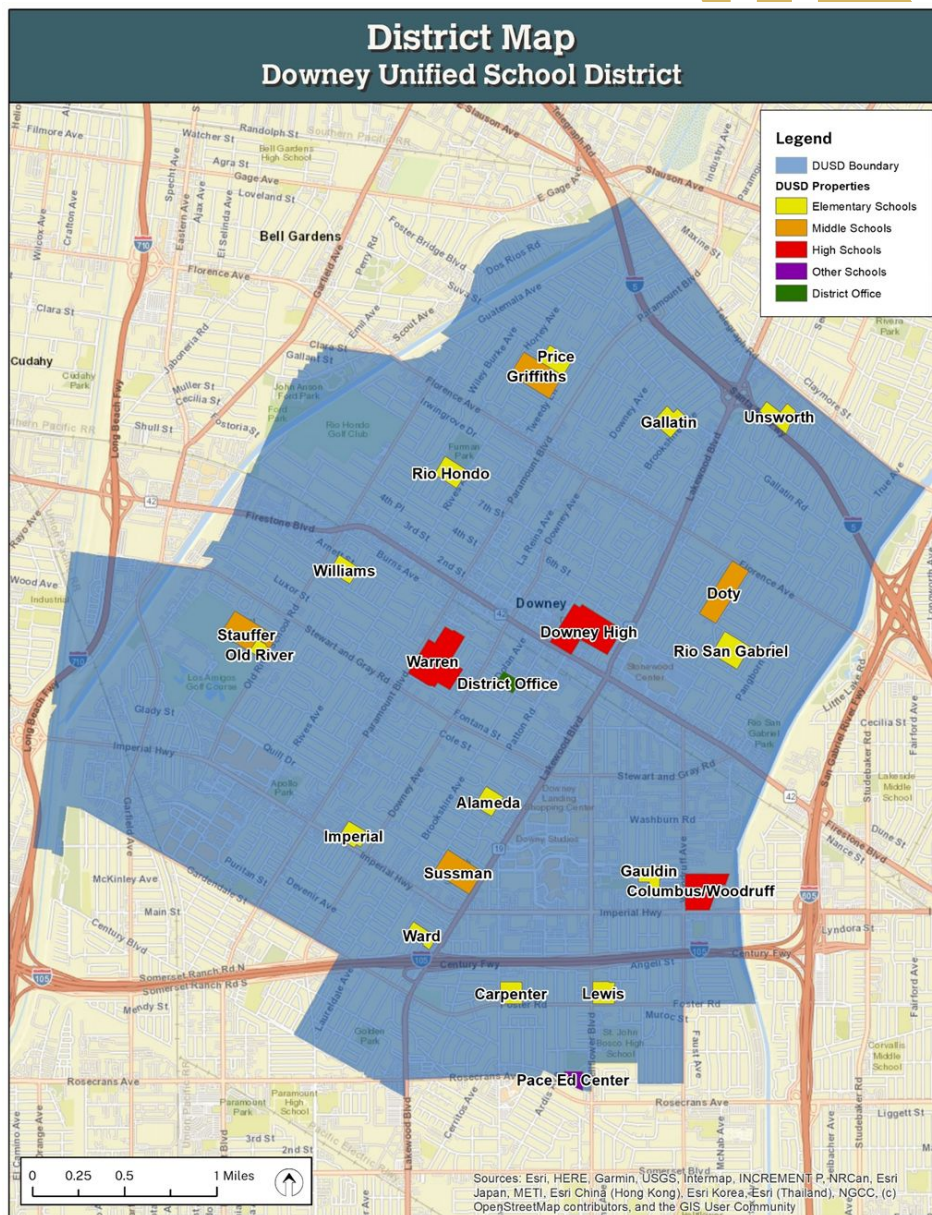
Presented by King  
Rob Murray, Director of Demographics

# Demographic Analysis and Enrollment Projections Summary



# Downey USD Overview

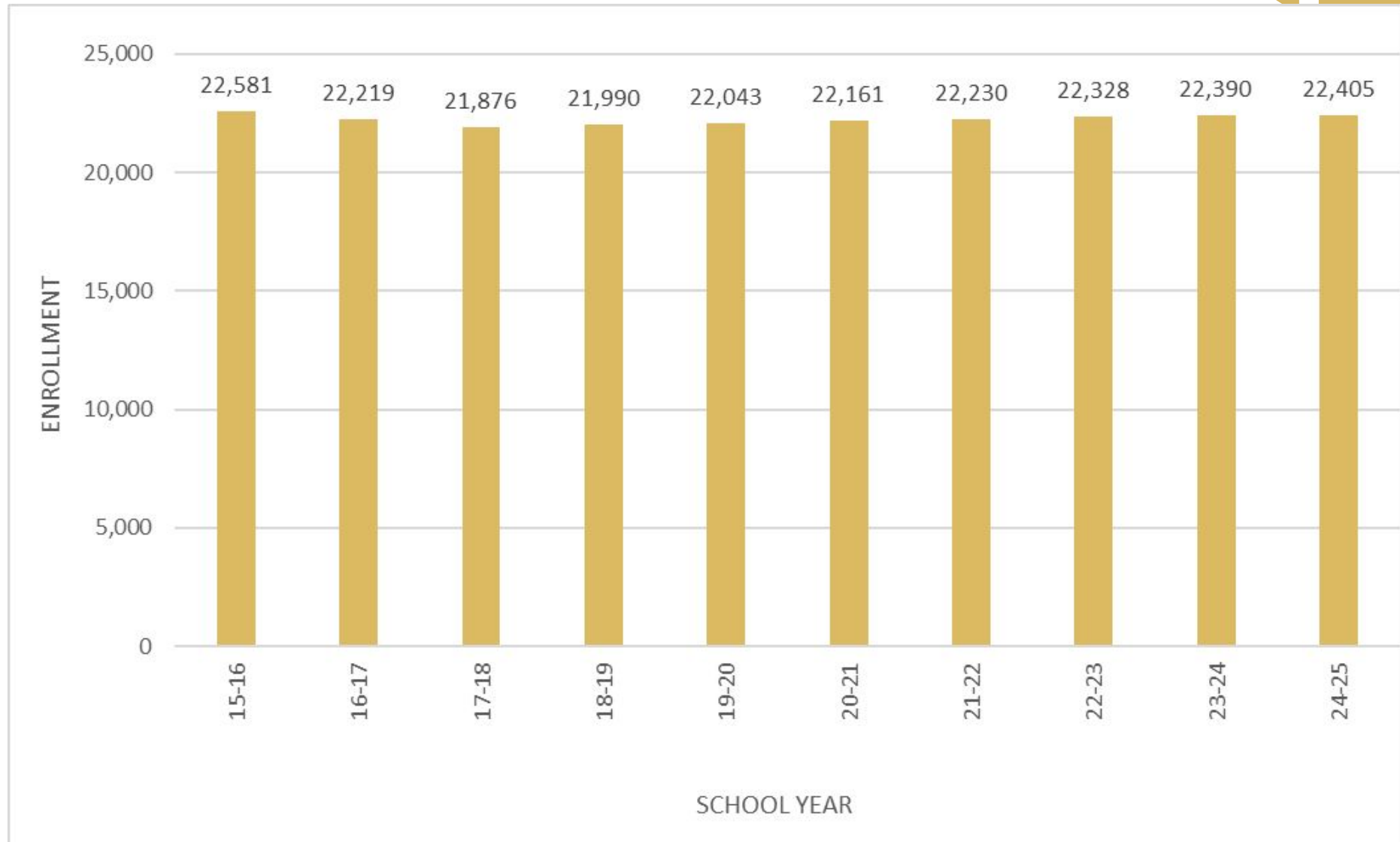
- DUSD enrollment, especially at its elementary schools, is positioned to **decrease** in the coming years based on demographic trends.
  - *Increasing transitional kindergarten (TK) enrollment eligibility will boost overall enrollment for one more year.*
  - *Reductions in local and regional births mean there are simply fewer school-age children than there used to be.*
  - *As smaller kindergarten begin to enter the District, they directly replace older, larger cohorts.*
  - *Over the last few years, DUSD has enrolled increasing numbers of students from other nearby areas, which has stabilized enrollment;*
    - *However, enrollment of these students has probably reached its peak level.*



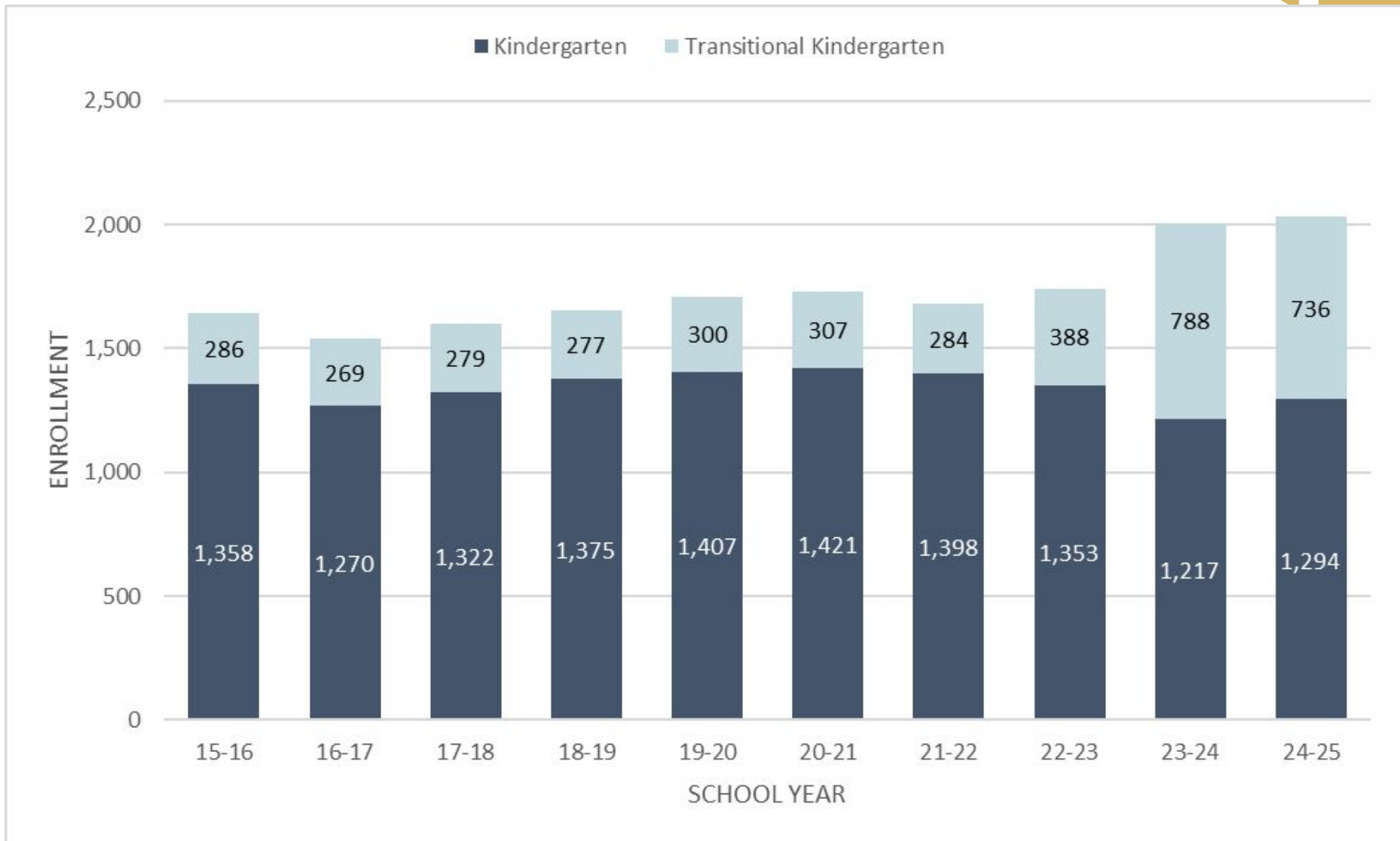
# District and Community Demographics



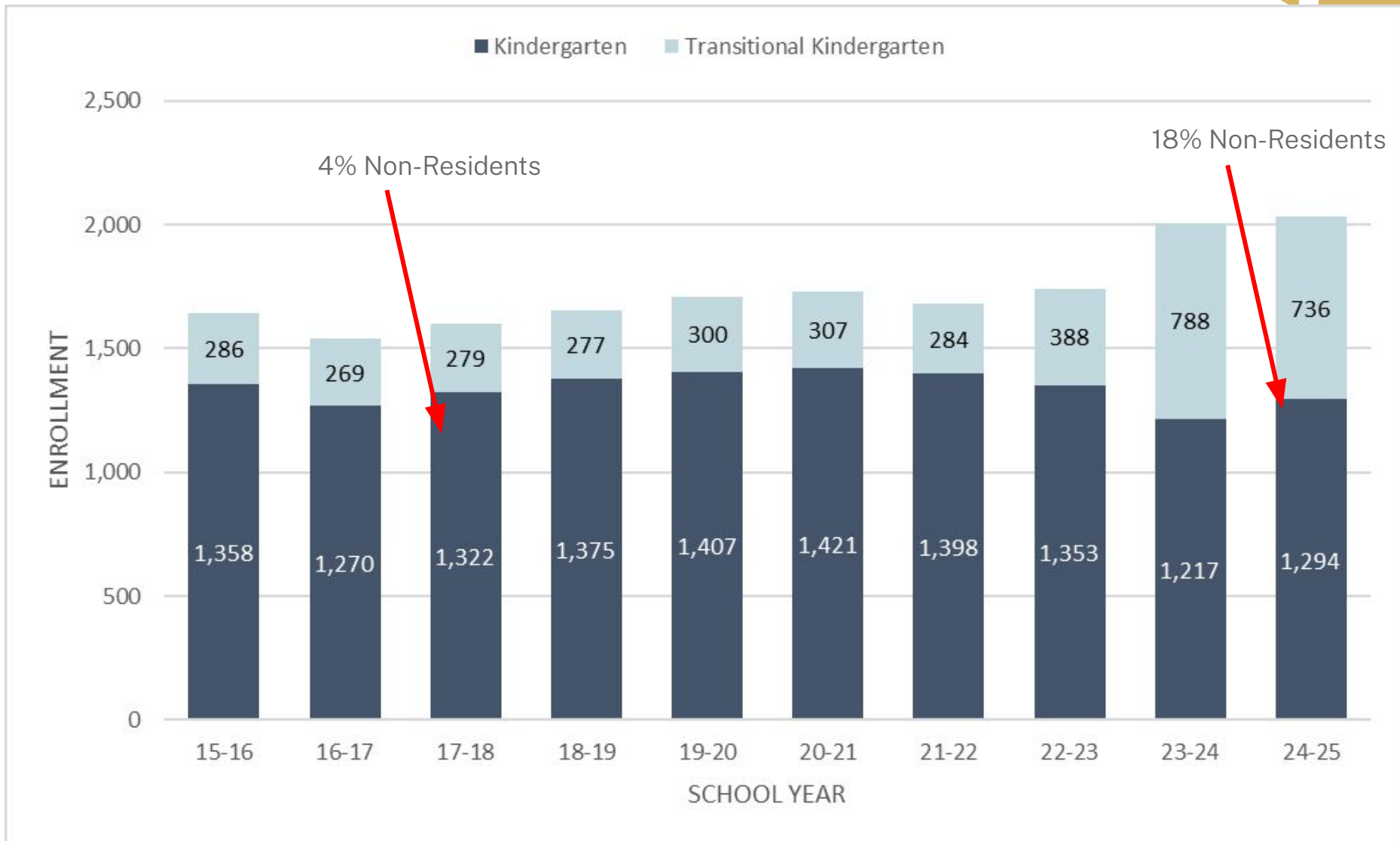
# Historical Enrollment Trends



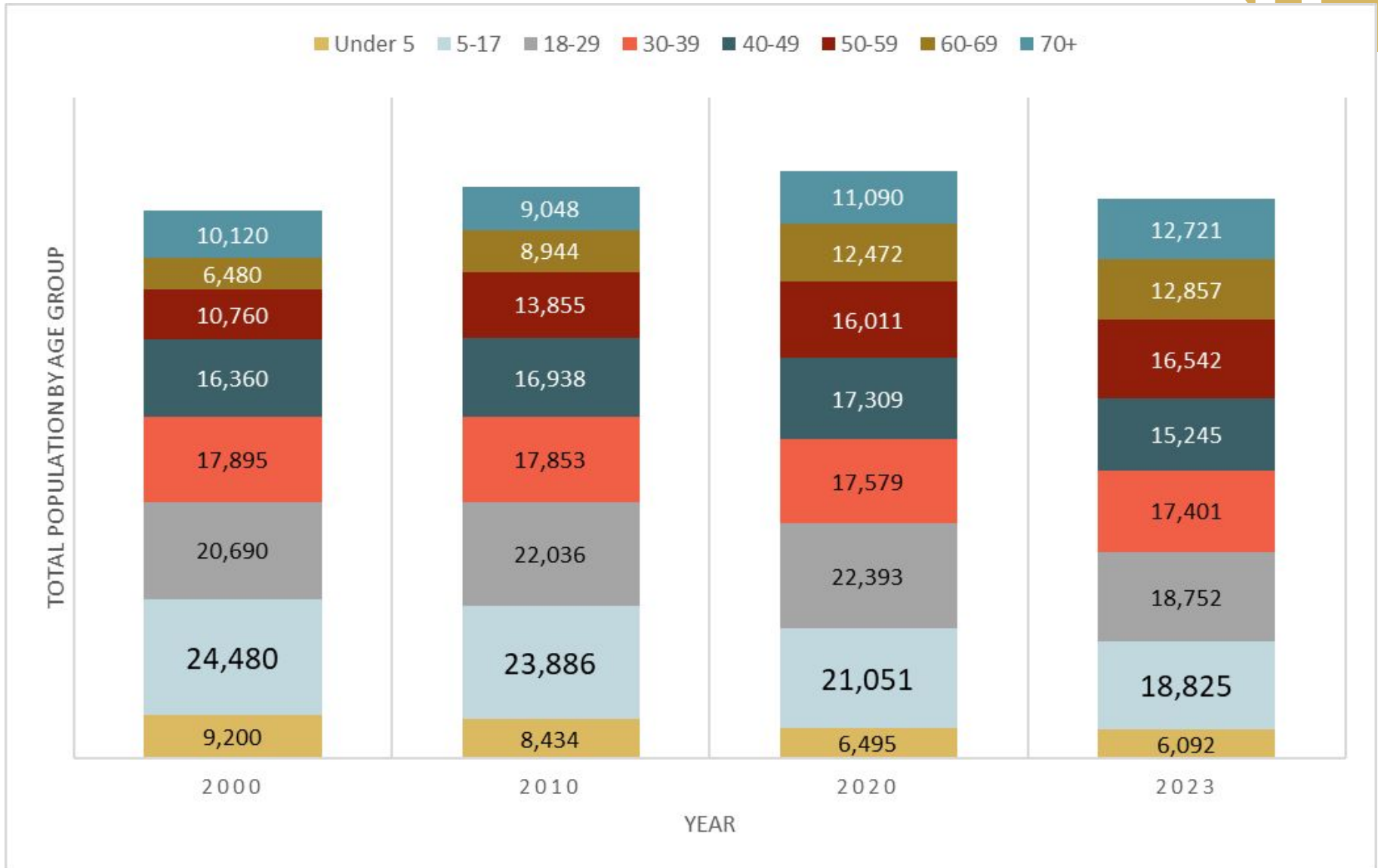
# Kindergarten Enrollment Trends



# Kindergarten Enrollment Trends



# Community Population Trends

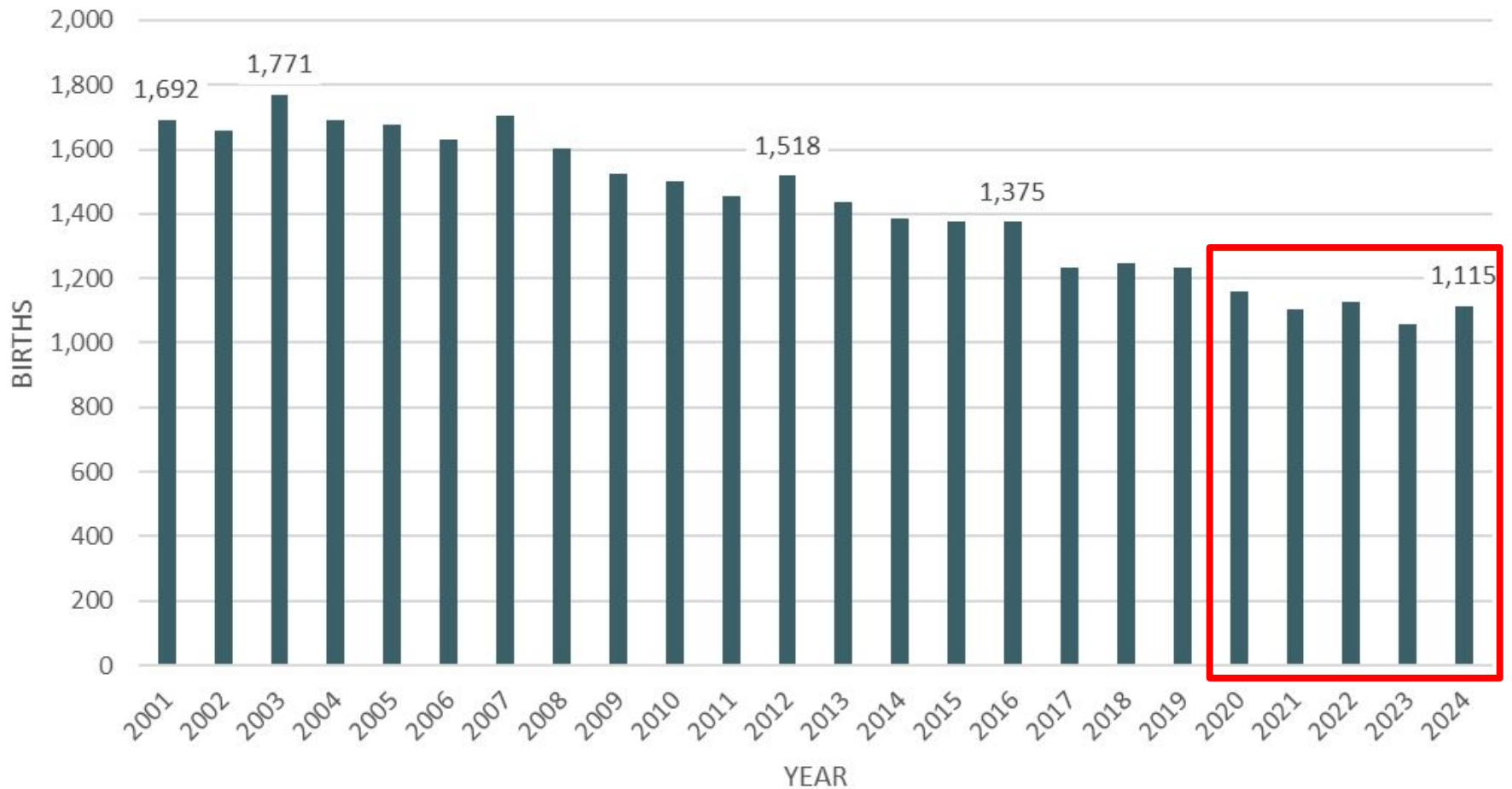




# Enrollment Projections

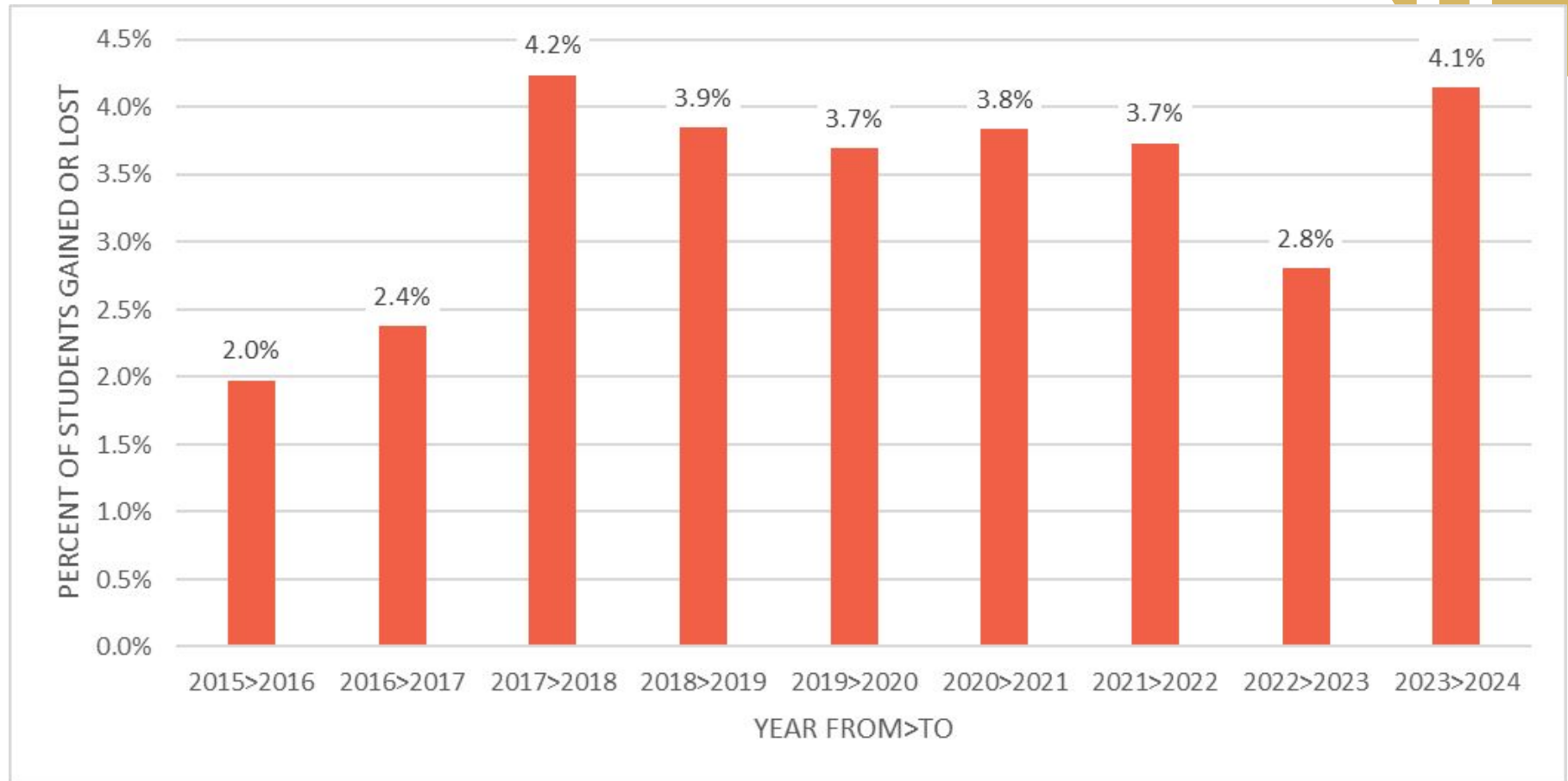


# Local Births



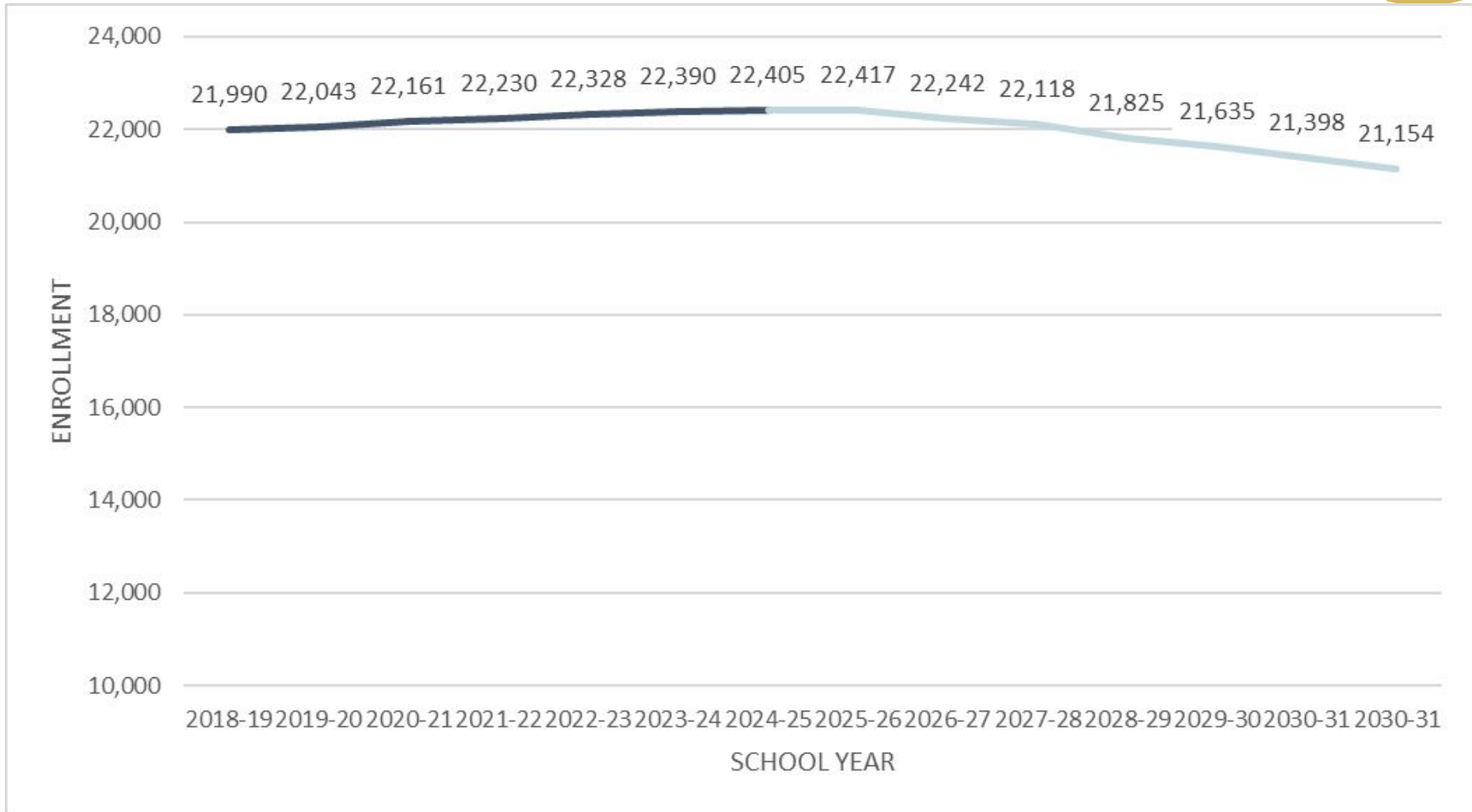
- Local births peaked in 2003 have decreased 37% since that time.
- Los Angeles County births decreased 41% since peaking in 2006.
- While County births continue to decrease, DUSD births are more stable recently (but still lower than historically).

# Grade-to-Grade Migration

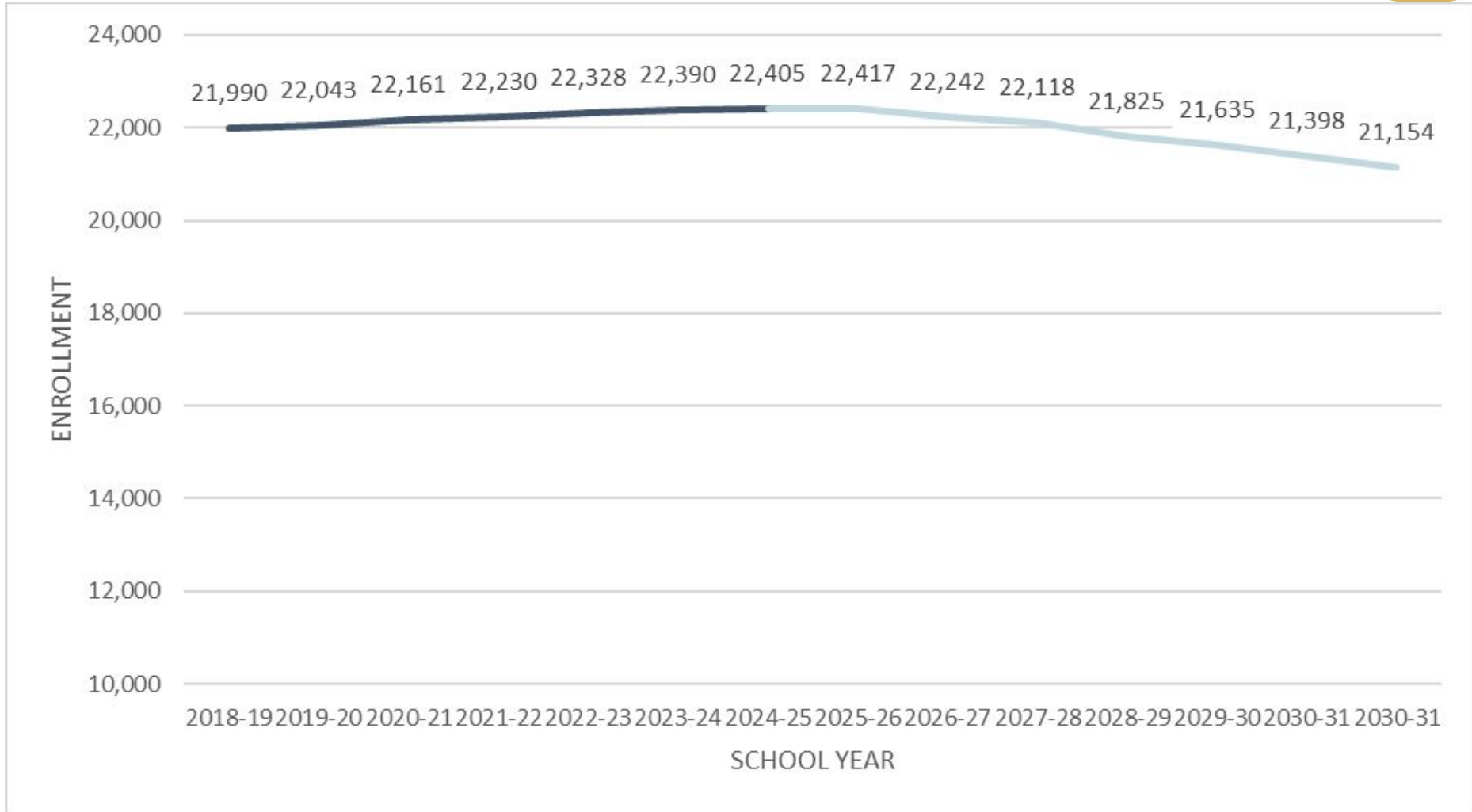


- Grade-to-grade migration measures how cohort size changes as students advance from year to year.
- Total migration is all K-11 students of one year compared to the next year's 1-12 students (i.e. the students who would be expected to return).

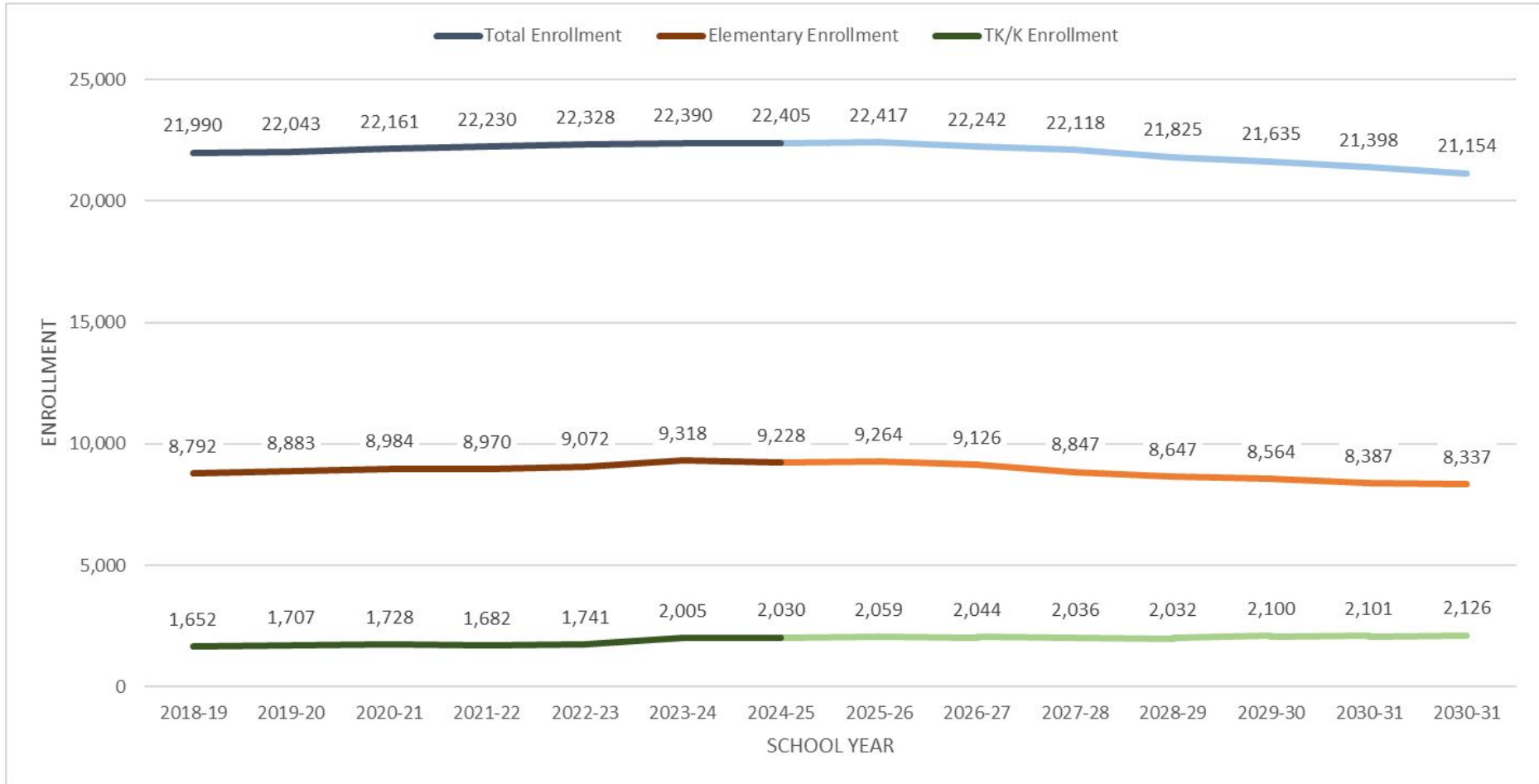
# DUSD Moderate Enrollment Projection



# DUSD Moderate Enrollment Projection



# DUSD Moderate Enrollment Projection



# DUSD Moderate Enrollment Projection



	Actual				Projected						
Grade	22-23	23-24	24-25		25-26	26-27	27-28	28-29	29-30	30-31	31-32
TK	388	788	736		868	912	877	945	956	972	1,006
K	1,353	1,217	1,294		1,191	1,132	1,159	1,087	1,144	1,129	1,120
1	1,438	1,405	1,286		1,361	1,255	1,192	1,218	1,143	1,202	1,187
2	1,461	1,489	1,434		1,319	1,397	1,288	1,222	1,249	1,171	1,232
3	1,406	1,469	1,522		1,466	1,349	1,429	1,316	1,249	1,276	1,197
4	1,460	1,460	1,483		1,556	1,501	1,380	1,460	1,344	1,275	1,303
5	1,566	1,490	1,473		1,503	1,580	1,522	1,399	1,479	1,362	1,292
6	1,671	1,685	1,680		1,626	1,663	1,745	1,680	1,543	1,632	1,503
7	1,763	1,704	1,744		1,735	1,682	1,717	1,801	1,733	1,592	1,683
8	1,732	1,771	1,713		1,761	1,754	1,700	1,732	1,816	1,748	1,606
9	2,018	1,908	2,055		1,938	1,995	1,985	1,922	1,958	2,054	1,976
10	1,980	2,016	1,915		2,070	1,955	2,010	1,999	1,935	1,972	2,067
11	1,980	1,950	2,023		1,912	2,069	1,953	2,006	1,994	1,932	1,968
12	2,112	2,038	2,047		2,111	1,998	2,161	2,038	2,092	2,081	2,014
TK-5	9,072	9,318	9,228		9,264	9,126	8,847	8,647	8,564	8,387	8,337
6-8	5,166	5,160	5,137		5,122	5,099	5,162	5,213	5,092	4,972	4,792
9-12	8,090	7,912	8,040		8,031	8,017	8,109	7,965	7,979	8,039	8,025
<b>Total</b>	<b>22,328</b>	<b>22,390</b>	<b>22,405</b>		<b>22,417</b>	<b>22,242</b>	<b>22,118</b>	<b>21,825</b>	<b>21,635</b>	<b>21,398</b>	<b>21,154</b>



# DUSD Moderate Enrollment Projection



	Actual				Projected						
Grade	22-23	23-24	24-25		25-26	26-27	27-28	28-29	29-30	30-31	31-32
TK	388	788	736		868	912	877	945	956	972	1,006
K	1,353	1,217	1,294		1,191	1,132	1,159	1,087	1,144	1,129	1,120
1	1,438	1,405	1,286		1,361	1,255	1,192	1,218	1,143	1,202	1,187
2	1,461	1,489	1,434		1,319	1,397	1,288	1,222	1,249	1,171	1,232
3	1,406	1,469	1,522		1,466	1,349	1,429	1,316	1,249	1,276	1,197
4	1,460	1,460	1,483		1,556	1,501	1,380	1,460	1,344	1,275	1,303
5	1,566	1,490	1,473		1,503	1,580	1,522	1,399	1,479	1,362	1,292
6	1,671	1,685	1,680		1,626	1,663	1,745	1,680	1,543	1,632	1,503
7	1,763	1,704	1,744		1,735	1,682	1,717	1,801	1,733	1,592	1,683
8	1,732	1,771	1,713		1,761	1,754	1,700	1,732	1,816	1,748	1,606
9	2,018	1,908	2,055		1,938	1,995	1,985	1,922	1,958	2,054	1,976
10	1,980	2,016	1,915		2,070	1,955	2,010	1,999	1,935	1,972	2,067
11	1,980	1,950	2,023		1,912	2,069	1,953	2,006	1,994	1,932	1,968
12	2,112	2,038	2,047		2,111	1,998	2,161	2,038	2,092	2,081	2,014
TK-5	9,072	9,318	9,228		9,264	9,126	8,847	8,647	8,564	8,387	8,337
6-8	5,166	5,160	5,137		5,122	5,099	5,162	5,213	5,092	4,972	4,792
9-12	8,090	7,912	8,040		8,031	8,017	8,109	7,965	7,979	8,039	8,025
<b>Total</b>	<b>22,328</b>	<b>22,390</b>	<b>22,405</b>		<b>22,417</b>	<b>22,242</b>	<b>22,118</b>	<b>21,825</b>	<b>21,635</b>	<b>21,398</b>	<b>21,154</b>



# DUSD Moderate Enrollment Projection



	Actual				Projected						
Grade	22-23	23-24	24-25		25-26	26-27	27-28	28-29	29-30	30-31	31-32
TK	388	788	736		868	912	877	945	956	972	1,006
K	1,353	1,217	1,294		1,191	1,132	1,159	1,087	1,144	1,129	1,120
1	1,438	1,405	1,286		1,361	1,255	1,192	1,218	1,143	1,202	1,187
2	1,461	1,489	1,434		1,319	1,397	1,288	1,222	1,249	1,171	1,232
3	1,406	1,469	1,522		1,466	1,349	1,429	1,316	1,249	1,276	1,197
4	1,460	1,460	1,483		1,556	1,501	1,380	1,460	1,344	1,275	1,303
5	1,566	1,490	1,473		1,503	1,580	1,522	1,399	1,479	1,362	1,292
6	1,671	1,685	1,680		1,626	1,663	1,745	1,680	1,543	1,632	1,503
7	1,763	1,704	1,744		1,735	1,682	1,717	1,801	1,733	1,592	1,683
8	1,732	1,771	1,713		1,761	1,754	1,700	1,732	1,816	1,748	1,606
9	2,018	1,908	2,055		1,938	1,995	1,985	1,922	1,958	2,054	1,976
10	1,980	2,016	1,915		2,070	1,955	2,010	1,999	1,935	1,972	2,067
11	1,980	1,950	2,023		1,912	2,069	1,953	2,006	1,994	1,932	1,968
12	2,112	2,038	2,047		2,111	1,998	2,161	2,038	2,092	2,081	2,014
TK-5	9,072	9,318	9,228		9,264	9,126	8,847	8,647	8,564	8,387	8,337
6-8	5,166	5,160	5,137		5,122	5,099	5,162	5,213	5,092	4,972	4,792
9-12	8,090	7,912	8,040		8,031	8,017	8,109	7,965	7,979	8,039	8,025
<b>Total</b>	<b>22,328</b>	<b>22,390</b>	<b>22,405</b>		<b>22,417</b>	<b>22,242</b>	<b>22,118</b>	<b>21,825</b>	<b>21,635</b>	<b>21,398</b>	<b>21,154</b>

# Thank You

