



**Downey Unified**  
SCHOOL DISTRICT

# 2022 Summer School Debrief

Dr. Rani Bertsch, Director of Secondary Education  
Jennifer Robbins, Director of Elementary Education  
Dr. Rebekah Ruswick, Director of Special Education

# Elementary STEAMworks - 2022

**Theme:** Ocean Adventure

4 school sites with Dual Immersion Track at Lewis

Total student enrollment: 2,066

Total teaching staff: 96

## **Program Overview:**

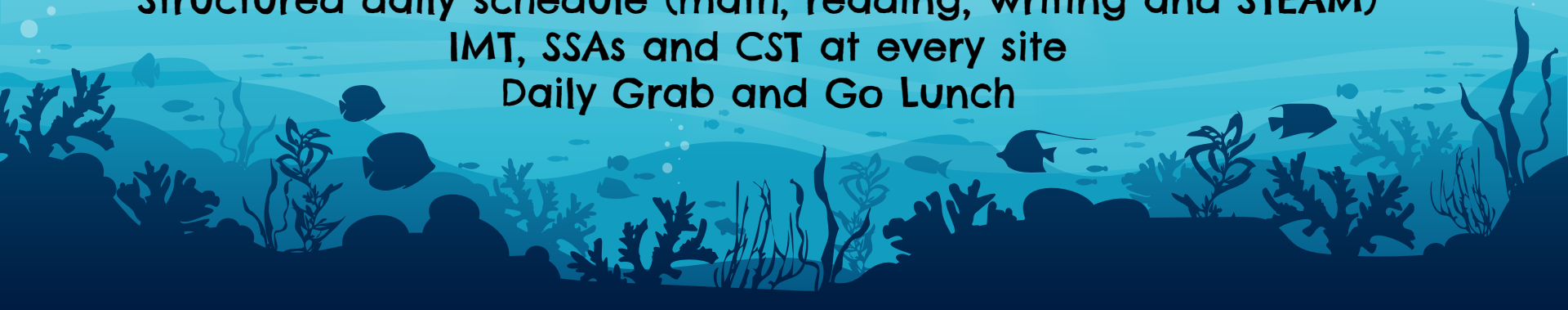
19 Days, 8:30-12:15

Zoom Parent Orientations at every site

Structured daily schedule (math, reading, writing and STEAM)

IMT, SSAs and CST at every site

Daily Grab and Go Lunch







Welcome to STEAMworks!



# Gauldin



**Principal: Gladys Diaz**  
**Vice Principal: Lindsey Cozart**

STEAM:  
 Make a 3D Shark



**READING**

**Enrollment: 310**

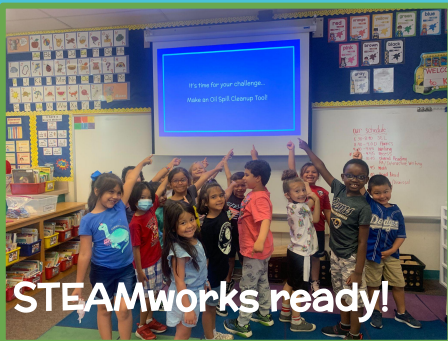
**Teachers: 19**

**Highlights:**

- 79% daily attendance average
- 180 students rec'd new books
- Character Counts recognition
- Grab n Go breakfast and lunch
- DFEO afterschool enrichment
- Celebrations at staff meetings
  - Dress up days
- Weekly parent, staff communications
  - Homeroom App, Blackboard
  - Friday Staff Treats





**Wyland inspired**



**STEAMworks ready!**



# Writing Celebrations



## Spirit Days!

## Create a Clean-up Device




## Character Counts Recognition





## STEAMworks!





## Oil Spill



## Make a Wyland inspired structure!



## DUSD Guests





# Lewis

Principal: Cary Calvo

Vice Principals: Heather Curcio and Susie Joachim

Enrollment:

Lewis STEAMworks: 428

Lewis Dual Immersion: 269

Lewis DHH Program: 19

**Total: 716**

Teachers: 32

## Highlights:





- 81.3 % daily attendance average-19 days
- Math/ELA/STEAM Curriculum (English/Spanish)
  - PLC Collaboration
- Weekly Zoom Assemblies on Friday
  - Student and Family Involvement, students recognized for achievements, dance parties
- Wednesday grade level team presentations
  - Teachers were celebrated and recognized during Staff Meetings
- Positive school culture
  - Dress up days calendar
  - PBIS store (Caught being good tickets), weekly treats for staff
- Communication: Homeroom App, Blackboard and Weekly Bulletins



**Grab/Go Lunches**

June/July				
Monday	Tuesday	Wednesday	Thursday	Friday
June 13 First Day!	June 14	June 15 Wear Your Sunglasses	June 16	June 17 School Spirit
June 20 Ocean Adventure Dress Up Day!	June 21	June 22 Sports Day! Wear your favorite sports gear!	June 23	June 24 School Spirit
June 27 No School	June 28	June 29 Choose your favorite character and wear their colors!	June 30	June 30 School Spirit
July 4 No School	July 5 Celebrate our military! Wear red, white and blue!	July 6 COLLEGE Shirt Day!	July 7 Wear A Hat!	July 8 Last Day! STEAMworks Spirit Day











**RIO HONDO**  
ELEMENTARY



**Principal:** Mrs. Peggy Meehan  
**Vice Principal:** Mrs. Rose Zeisel






**Enrollment: 499**  
**Teachers: 20**



### Highlights:




- **Weekly Community Time Assembly on Thursdays**
  - Student involvement, Celebrated our “Fin”tastic Students, Highly engaging
- **Celebrations**
  - Daily Prizes for “Fin”tastic Students 
  - Weekly Awards - Technology, “Fin”tastic Student, Personal Success, and CHARACTER COUNTS!
  - Weekly Staff Prizes
  - 83% daily attendance average
- **Communication**
  - In person arrival & dismissal, Homeroom App, Daily Texts, Blackboard Messages
  - Weekly Bulletin
- Dress up calendar with weekly set spirit days 
  - TRRFCC Tuesdays, Home School Thursdays, STEAM + Fridays, and College Shirt Day 7/6
- Administrators visited classrooms 100% of STEAMworks Days
- Rio Hondo STEAMworks included students from 10 Elementary Schools







# Creativity




# Citizenship




# Critical Thinking



# Communication



# Collaboration

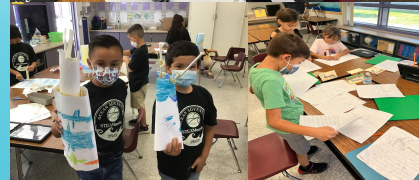




# Unsworth

**Principal: Dr. Barak D. Stanley**  
**Vice Principal: Mrs. Esther Brossmer**

**Enrollment: 541 Students**  
**Teachers: 25**



## Highlights:

- 87% daily attendance average
- Ocean STEAM Activities
- Homeroom App - 2,914 Photos & 442 Members
- Weekly Family Newsletter - 4 Newsletters & 7,365 total views
- Community Time: Read alouds by Dr. Brossmer & Ms. Mir
- Dress Up Days: Sports Day, School Spirit, Disney, Beach Day, etc.
- CHARACTER Counts & PBIS Awards
- AMAZING Support Staff (Ex: CST, SSAs, Office Manger, IMT, Interns)
- District Office Visitors

# Spirit Days



# PBIS Awards



# STEAM



# ELA/Math







**Principal: Alex Ruesga**  
**Vice Principal: Natalie Kacou**

**Enrollment: 374 Students**  
**Teachers: 26**



## **Highlights:**

- **85% Attendance**
- **Modified STEAM Curriculum for Special Education Students**
- **Pilot DFEO during ESY**
- **Dress Up Days: Character Counts, Tie Dye, Superhero Day, Twin Day**
- **CHARACTER Counts & PBIS Awards, Game Days (Learning Social Skills)**
- **AMAZING Support Staff (Ex: CST, APE Teachers, SLPs, school psychologist)**
- **Caring SIAs and Cafeteria Staff**







**Downey Unified**  
SCHOOL DISTRICT

## Secondary Education **Summer School 2022**

### **Program Overview:**

Middle School - 20 Days

High School - 24 Days

Middle School Enrollment - 1,738

High School Enrollment - 3,578

Middle School Online Enrichment Courses





# Doty Middle School

Katharine Nicassio - Principal  
Dino Wharton - Vice Principal

## At a Glance

### Enrollment:

455, including 33 ESY/Life Skills Students

### Staff:

18 Gen Ed/4 ESY Teachers

1 Life Skills Teacher

11 SIAs/AAs

IMT

Office Staff

Security

Utility

Vice Principal

Principal

### Electives:

Study Skills

PE

Coding/Robotics

Engineering Design Process

History of Extreme Sports



## Learning Recovery for the Whole Child

### • English Instruction via Growth Mindset Approach

- Vocabulary Development & Idioms
- Annotating & Citing Evidence
- Identifying Author's Point of View
- Making Inferences & Identifying Main Idea



### • Math Instruction via Growth Mindset Approach

- Multiplication & Division Review
- Fractions & Finding Common Denominators
- Calculating Unit Rates
- Solving 1 & 2 Step Equations
- Identifying Components of the Coordinate Plane



### • AVID/ELD Summer Bridge

- "We are Scholars!" & "We are Leaders!"
  - Academic routines to increase students' confidence, academic language, & literacy
  - Foster metacognitive growth, develop self-advocacy, autonomy, & problem-solving skills
  - Field Trips to 5 Universities: UCLA, USC, CSULB, CSULA, CSUF



## Electives & Programs for the Whole Child

### • Electives

- Collaboration
- Creativity
- Communication
- Critical Thinking
- Friendly Competition



### • Character Counts!

- Demonstration of Acts of Character
- Acknowledgement & Positive Reinforcement of Behaviors
- Weekly Incentive Activities w/ over 70% average participation
  - Musical Chairs
  - Splash Tower
  - Popsicles
  - Kona Ice



### • Family Fun Outdoor Movie Nights



# Griffiths Middle School

Dr. Anthony Zegarra - Principal  
Vanessa Bedolla - Vice Principal

- **Thunderbird Thursdays**
  - Community time
  - Spirit Days
  - Leadership opportunity for new ASB leaders
- **Elective Rotation**
  - Students had a variety of classes to stay engaged and explore their interests.
- **AVID/ELD**
  - This new course allowed a cohort of students to grow in ELA as well as visit colleges!
- **ELA and Math**
  - Lessons helped students review and continue to excel in their core content
- **6th grade intro to Griffiths**
  - Students in 6th grade had the opportunity to learn how to navigate canvas and use it as an essential tool for their learning at GMS.



**Total Enrollment: 486**

**Staff:**

15 Teachers  
5 ESY Teachers  
1 Counselor  
1 Clinical School Therapist  
1 Speech Teacher

**Electives:**

Study Skills	PE
Drama	Art
Tech Lab	






# Stauffer Middle School

Darryl Browning - Principal

Erin Hanohano-Lira - Vice Principal

David Dekker and Jecenia Vera (Volunteer VPs)

- The elective wheel continued to be a big hit with students and teachers! It gave students a “fun” class to look forward to each day.
- We ran an “Engineering Camp” for our competitive robotics teams. Thirty-six students attended and got a jump start on preparing for Fall competitions!
- In addition to academic instruction in ELA and Math, a heavy focus was given to our students’ social and emotional needs. We also introduced a new AVID elective for selected ELD students.
- We celebrated our students’ hard work with special giveaways, raffles, and the Kona Ice Truck.



**Total Enrollment:** 443

## **Staff:**

20 Teachers

6 ESY Teachers

## **Electives:**

PE (Yoga)

AVID


Photography

Art

Gateway to Technology

AVID ELD


Engineering Camp






# Sussman Middle School

Jayson Quimby - Principal  
Mario Salceda - Vice Principal



**Staff:**  
Teachers: 14  
ESY: 3  
DHH: 2  
Counselor: 1  
Wellness: 1

**Student Quote:** "I learned to be organized and plan ahead this summer. I liked the games in the gym too".



## 5 PHASES OF Sussman Summer School

### Student Engagement

- 12 students were recognized for Character Counts/PBIS citizenship
  - Weekly Raffles (15 total End of Summer)
- 39 students received Student of the Week recognition on our Character Wall for academic excellence

### Wellness

- 5 weeks into school 25 students have visited the Wellness Center
- Average of 5 per week

### Student Attendance

- 354 students currently are enrolled in our Summer School program

### College & Career Readiness

- Our AVID ESY students have currently visited 4 colleges during Summer
- USC, UCLA, Cal State Long Beach, and Cal State LA

### Elective Wheel

- Our Students participate in 5 electives at Sussman
- Graphic Design
- Garage Band
- Around the World (geography)
- The history of music
- Study skills








# MS Online Enrichment

Secondary Education  
Instructional Technology Coaches

## Student Participation

	Students Viewed Course Offerings	Submitted Assignments	Courses Completed
Middle School Totals	1,716	Over 2,500	310



**Online Summer Enrichment**

**COMPLETE COURSES, EARN BADGES, WIN PRIZES**

- Courses will be available on Canvas.
- You can work at your own pace.
- Get entered into a raffle contest for prizes.

**Grand Prize: Apple AirPods**

**Art**  
**Robotics**  
**Photography**  
**Culinary Arts**  
**Physical Education**  
**And Many Others**

Downey Unified  
Courses available June 13th - August 16th
















# MS Online Enrichment

Secondary Education  
Instructional Technology Coaches

## Course Offerings and Badges





## Student Work Samples

### Location of the Grand Canyon

The location of Grand Canyon is in the northwest corner of Arizona, close to the border of Utah and Nevada.

### Grand Canyon

### Map of Grand Canyon



### The year Grand Canyon was created

The Grand Canyon was created in the year 1510. The people who discovered Grand Canyon were soldiers led by Garcia López de Cardenas.

### Size of Grand Canyon

### My recipe: French Toast

Ingredients: a bowl, 6 eggs (if big family), cinnamon, whole wheat bread, milk, syrup (or any other), and any of your favorite fruits.

Steps:

1. Get a bowl and crack six eggs (if you have a big family).
2. Add 2 cups of milk while mixing and



### The Effects of Drought

#### What is a drought?

A drought is a period of time when an area gets less than the normal amount of rain. In a rainforest, a drought can last for days, while in California, a drought can last for years. Droughts are caused by many different things, some natural causes, and some humans causes. These droughts can cause a handful of problems like lack of water in an area and cause wildfires.



A drought in California for a year




A drought in the rainforest for some days



#### Help stop

A drought when there is no water in an area. In a drought, water, this is a drought we can see. For example you can see water sink while the teeth become steps matter also research reuse all the water down the toilet and drinking water.







# Columbus High School

Dr. Xochitl Ortiz - Principal  
Jesus Alvarez - Assistant Principal



## Alternative Education Programs and Enrollment (325)

- Columbus High School = 278
- Downey Adult Transition (DAT) = 36
- Woodruff Academy Academy = 11

Grades 7th through 22 years old

## Attendance

- Max = 248
- Min = 183
- Daily average = 89% (221)

## Staffing Total = 55

- Teachers = 20
- SIAs = 23
- Counselor = 1
- CST = 1
- IMT = 1
- Auxiliary staff = 7
- Administrators = 3

## Student engagement:

- Perfect Attendance Awards = 21
- Character Counts! Awards = 27

## Wellness Center data

- Number of presentations in classes = 14
- # of visits = 37 (1:1 services or mental health check-ins)

Suspensions = 0

Total # of credits recovered= 2565

Eligible CHS Transfers back to home school (WHS or DHS) = 33

Downey Adult Transition Culmination students = 7

Total # of CHS Summer grads = 17



# Downey High School

Golden Fowler - Principal  
Jessica Saucedo - Assistant Principal  
D'Shalen Barber - Assistant Principal

**DHS22**  
**SUMMER**  
**SESH**

## Summer Sesh & ESY Stats

<b>Students</b>	<b>1,824</b>
<b>SS Teachers</b>	<b>64</b>
<b>Credits Earned</b>	<b>13,300</b>
<b>Sections</b>	<b>249</b>
<b>ESY Teachers</b>	<b>5</b>
<b>ESY Sections</b>	<b>10</b>
<b>APEX Teachers</b>	<b>3</b>
<b>APEX Classes</b>	<b>10</b>



**Enrollment for Summer**  
**Total Students Enrolled: 1781**

**Breakdown of Enrollment**  
**Incoming Freshmen: 300 (16.45%)**  
**Current Freshmen: 523 (28.67%)**  
**Current Sophomores: 547 (29.99%)**  
**Current Juniors: 435 (23.85%)**  
**Current Seniors: 14 (0.77%)**  
**Certificate Track: 5 (0.27%)**







# Downey High School

Golden Fowler - Principal  
Jessica Saucedo - Assistant Principal  
D'Shalen Barber - Assistant Principal

## Original Credit Courses Offered

- AVID EL BRIDGE
- MARIACHI
- DHS BRIDGE
- AUTO TECH
- HEALTH
- ART
- MULTIMEDIA VIDEO
- WORLD HISTORY
- PE
- BAND
- SPANISH







# Downey High School

Golden Fowler - Principal  
Jessica Saucedo - Assistant Principal  
D'Shalen Barber - Assistant Principal

**Total Number of Credits Earned: 13,300**

<b>ELA</b>	<b>2365</b>
<b>Math</b>	<b>2305</b>
<b>Science</b>	<b>3555</b>
<b>Social Science</b>	<b>1295</b>
<b>APEX</b>	<b>150</b>

**Wellness Center Open All Summer!!**

- **2 School Psychs**
- **1 Wellness Clerk**
- **Weekly Wednesday Wellness Workshops with Pacific Clinics open to all students!**

**Office Vikes**

- **1 Front Office Clerk**
- **1 Attendance Clerk**
- **2 Student Office Workers**
- **4 Security**





# Warren High School

Dr. Cari White - Principal  
Mark Schiavo, Jenny Mojarro, Joe Ortiz  
Assistant Principals

## ESY / Summer Stats

Final Enrollment: **1,472** students

**2,218** classes passed!

**11,590** credits earned!

**90%** retention rate:

Day 1 = 1,634 students

Day 24 - 1,472 students



## Enrichment Courses Offered:

Bears University Seminar | Summer Bridge | World History | Economics |  
Modern American History | US Government | Spanish 2 + 3 | Health | Foods  
and Nutrition | Art 1 + 2 | American Sign Language 1 + 2



## Summer Staff

- **56 Teachers**
- **3 Counselors**
- **2 School Psychologists**
- **1 Attendance Clerk**
- **3 Security**
- **3 Administrators**





# Warren High School

Dr. Cari White - Principal  
Mark Schiavo, Jenny Mojarro, Joe Ortiz  
Assistant Principals

## Summer Bridge @ Warren

**91 students  
completed Targeted  
Bridge Program!**

**19 students  
completed  
AVID ELD Pilot  
program**

**5 College  
Field Trips!**

**Focus on: English and  
Math support | Decision  
Making Skills | Social  
Emotional Learning |  
Intro to CTE Courses**

**220 Elective  
Credits Earned!**





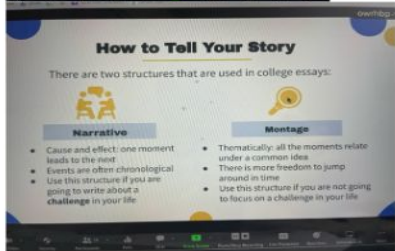
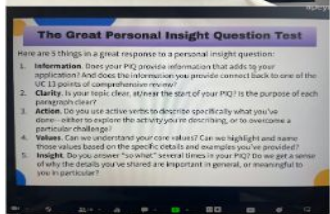
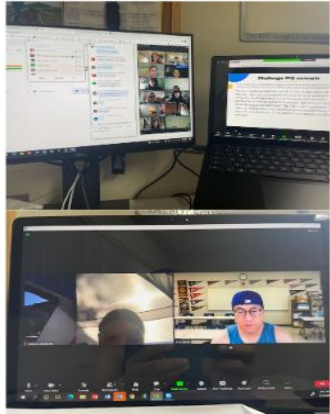


## Bears University Seminar (BUS)

### Stats:

- Approx. 70% of students completely finished all four of the UC PIQs + 30% finished all four drafts of PIQs
- 4 Teachers : 8 Sections
- 123 Students completed class and earned 615 credits
- Avg. cost for this personalized coaching program is approx. \$1,000 per student. BUS saved DUSD families over \$130,000!
- Students have ongoing access to the digital curriculum for remainder of 2022.

College Essay Prep:  
Brainstorming |  
Structuring and Outlining  
Essays | Refining and  
Revising | Personalized  
Coaching



# Questions?



# Thank you for your time