

# Current Conditions School Board Update

October 5, 2021

Dr. Wayne Shannon

Dr. Roger Brossmer

# Gov. Newsom Announcement: COVID-19 Vaccine Mandates

by: [Nouran Salahieh](#), [Jennifer McGraw](#)

Posted: Oct 1, 2021 / 08:46 AM PDT / Updated: Oct 1, 2021 / 11:34 AM PDT

- In what is believed to be the first such mandate in the nation, Gov. Gavin Newsom on Friday announced California will require all eligible students to get vaccinated against COVID-19 to go to school in person once vaccines get full federal approval.
- The mandate could take effect as early as January next year, the governor said.
- “Once the FDA approves the vaccination in different cohorts, starting with 12 and above — grade seven to 12 — we will begin to apply that requirement in the next term, either January 1 or July 1, whichever comes sooner,” Newsom said during a briefing at a San Francisco County middle school.



# Vaccination Requirement Cont. -

- COVID-19 vaccine requirements will apply to all “pupil[s] of any private or public elementary or secondary school[s].” (HSC section 120335(b)).
- COVID-19 vaccine requirements will be phased-in by grade span, grades K-6 and 7-12 This will also promote smoother implementation.
- This mandate will be a condition of in-person attendance. (HSC section 120335(f)). A student who is not vaccinated may remain enrolled in independent study but may not attend in-person instruction.
- Requirements established by regulation, not legislation, must be subject to exemptions “for both medical reasons and personal beliefs.” (HSC section 120338).

# Vaccination Requirement Cont. - Adults

- The Governor has also directed that adults be held to at least the same standards as students for the COVID-19 vaccine.
- The current verify-or-test requirement for staff will be converted to a vaccine mandate no later than when the first phase of the student requirement becomes effective.
- Based on current projections for full approval for ages 12+, we anticipate the requirement would apply to grades 7-12 starting on July 1, 2022.

# FDA Approves First COVID-19 Vaccine

August 23, 2021

**Today, the U.S. Food and Drug Administration approved the first COVID-19 vaccine.** The vaccine has been known as the Pfizer-BioNTech COVID-19 Vaccine and will now be marketed as Comirnaty (koe-mir'-na-tee), for the prevention of COVID-19 disease in individuals 16 years of age and older.

The vaccine also continues to be available **under emergency use authorization** (EUA), including for individuals 12 through 15 years of age and for the administration of a third dose in certain immunocompromised individuals.



# LA County COVID-19 Vaccine Dashboard - LA County Department of Public Health



City/Community	12-17 with 1+ Dose	Population (12-17)	12-17 Pop. Vaccinated (%)
City of Agoura Hills	1,301	1,473	88.3%
City of Alhambra	3,810	5,049	75.5%
City of Arcadia	--	3,838	--
City of Artesia	862	1,166	73.9%
City of Avalon	38	266	14.3%
City of Azusa	2,355	4,149	56.8%
City of Baldwin Park	4,425	6,816	64.9%
City of Bell	2,172	3,489	62.3%
City of Bell Gardens	2,601	4,216	61.7%
City of Bellflower	3,933	6,430	61.2%
City of Beverly Hills	1,688	1,919	88.0%
City of Bradbury	--	54	--
City of Burbank	4,628	6,505	71.1%
City of Calabasas	1,719	1,913	89.9%
City of Carson	4,771	6,578	72.5%
City of Cerritos	--	3,113	--
City of Claremont	1,872	2,089	89.6%
City of Commerce	1,041	1,138	91.5%
City of Compton	5,431	9,496	57.2%
City of Covina	2,509	3,558	70.5%
City of Cudahy	1,540	2,388	64.5%
City of Culver City	2,302	2,555	90.1%
City of Diamond Bar	3,253	3,345	97.2%
City of Downey	6,270	8,989	69.8%
City of Duarte	1,020	1,555	65.6%
City of El Monte	6,216	10,027	62.0%
City of El Segundo	--	1,077	--
City of Gardena	2,526	4,325	58.4%
City of Glendale	6,450	11,563	55.8%
City of Glendora	2,548	3,524	72.3%

# State has lowest virus case rate in the U.S.

Hospitalizations also fall in California, but the progress has been uneven, figures show.

California officially has the lowest coronavirus case rate of any state, federal figures show, underscoring the progress made in the battle against the highly infectious Delta variant.

California's new case rate per 100,000 people is less than half of neighboring states, according to data from the U.S. Centers for Disease Control and Prevention. Some hard hit states have more than quadruple California's numbers. As of Monday, California's seven-day case rate was 95.3 per 100,000 people.

The logo for the Los Angeles Times, featuring the letters "LA" in a large, stylized serif font above the word "Times" in a smaller, similar serif font, all enclosed within a white circle with a blue border.

# FDA Authorizes Booster Dose of Pfizer-BioNTech COVID-19 Vaccine for Certain Populations

Today, the U.S. Food and Drug Administration amended the emergency use authorization (EUA) for the Pfizer-BioNTech COVID-19 Vaccine to allow for use of a single booster dose, to be administered at least six months after completion of the primary series in:

- Individuals 65 years of age and older;
- Individuals 18 through 64 years of age at high risk of severe COVID-19; and
- Individuals 18 through 64 years of age whose frequent institutional or occupational exposure to SARS-CoV-2 puts them at high risk of serious complications of COVID-19 including severe COVID-19





# FDA Booster Recommendation Cont.

Today's action demonstrates that science and the currently available data continue to guide the FDA's decision-making for COVID-19 vaccines during this pandemic.

After considering the totality of the available scientific evidence and the deliberations of our advisory committee of independent, external experts, the FDA amended the EUA for the Pfizer-BioNTech COVID-19 Vaccine to allow for a booster dose in certain populations such as health care workers, teachers and day care staff, grocery workers and those in homeless shelters or prisons, among others," said Acting FDA Commissioner Janet Woodcock, M.D.



# NEWS RELEASE



September 24, 2021

## **Los Angeles County Begins Administering Pfizer Booster to Eligible Residents**

Los Angeles County is now administering Pfizer booster third doses after the Centers for Disease Control and Prevention (CDC) Director Rochelle P. Walensky endorsed the CDC Advisory Committee on Immunization Practices' (ACIP) recommendation for a booster dose of the Pfizer COVID-19 vaccine in several population groups. The CDC **also recommended a booster dose** for those in high risk occupational and institutional settings.

Boosters are currently **only available to residents who received Pfizer**. Residents who received Moderna and Johnson & Johnson will need to wait until the FDA reviews the data about boosters and determines the need for and safety of boosters for these vaccines.

# NEWS RELEASE

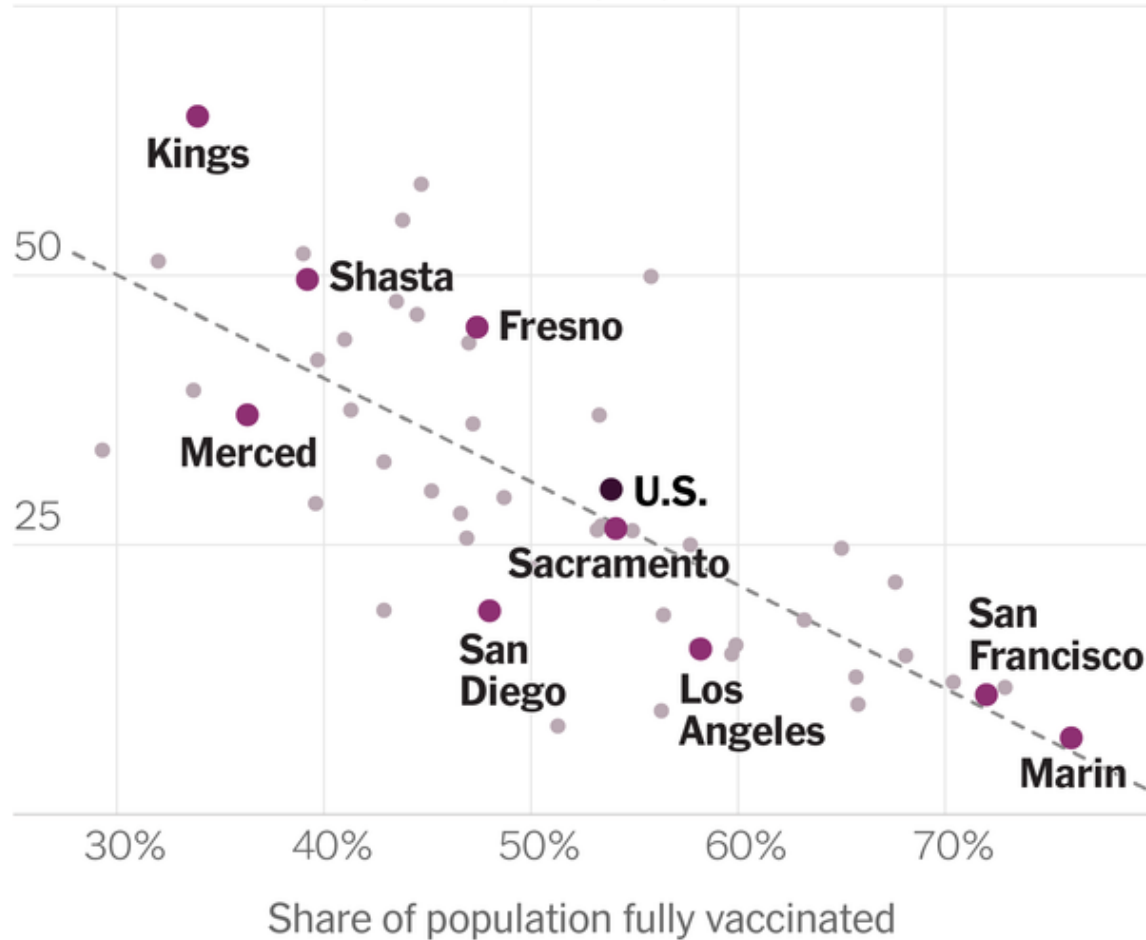


Los Angeles County residents eligible for a booster dose of Pfizer include those who received the second of the two-dose Pfizer vaccine series **at least 6 months ago** and are either:

- 65 years or older
- Residents of long-term care facilities
- 18 to 64 years with underlying medical conditions
- 18 to 64 years with high institutional or occupational risk, including healthcare workers, first responders, **teachers** and day care staff, grocery workers, and workers in homeless shelters or prisons

## Covid hospital admissions and vaccination rates in California counties

75 new admissions per 100,000 people



Data as of Sept. 13, based on a seven-day daily average. The New York Times



# COUNTY OF LOS ANGELES DEPARTMENT OF PUBLIC HEALTH ORDER OF THE HEALTH OFFICER

## COVID-19 Exposure Management Plan Guidance in TK-12 Schools

Updated - 9/16/2021

The following close contacts are exempt from quarantine provided they remain asymptomatic:

- Persons who are fully vaccinated.
- Persons who have recovered from laboratory-confirmed COVID-19 within the last 90 days. Even though they do not need to quarantine, they must monitor for symptoms and strictly adhere to COVID-19 precautions for 14 days from their last exposure.
- It is recommended that fully vaccinated persons get a viral test 3-5 days after their last exposure.
- No testing is recommended for persons who have recently recovered from COVID-19. See Quarantine and Other Instructions for Close Contacts.



# NEWS RELEASE



September 16, 2021

## MODIFIED QUARANTINE:

After reviewing four weeks' worth of data related to cases, close contacts, and outbreaks at schools and with relatively low transmission at schools, Public Health is offering a modified quarantine option for K-12 students exposed to COVID-19 at school under certain circumstances.

Schools and school districts are not required to offer a modified quarantine option to their students and may choose to continue with the customary quarantine requirements.

# NEWS RELEASE



Those who qualify for **modified quarantine** include close contacts whose exposure took place at school or a school supervised activity when both the contact and the case were masked during the entire exposure period, and the close contacts are not part of a defined outbreak.

The exposed student must remain asymptomatic for the duration of quarantine, **stay home except for classroom and educational instruction activities**, and continue to wear a mask indoors, outdoors, and on the school bus, except for when they are eating and drinking. While eating and drinking, they must maintain at least a six-foot distance from others; this should ideally take place outdoors.

Students in **modified quarantine** **must also be tested twice a week** during their quarantine: the first test should be on day one through two after exposure, while the second test should be five days after exposure. Modified quarantine ends when a second test done at least five days after exposure is negative. In this scenario, the exposed student can end modified quarantine after day seven



## Cleaning Protocols (positive confirmed case in class): Deep Sanitization Disinfecting/Elementary

1. We place a (virucidal) **disinfectant fogger** in classroom for 2hrs as a standard protocol.
2. We then use **Electrostatic sprayer** using E23 neutral disinfectant .
3. Next, we wipe down all high-touch surfaces with **Purell**.
4. We have disinfected classroom with our standard protocol **once all steps are successfully completed**. This includes our commitment to leave behind a filled out "Deep Sanitization on Confirm Cases" checklist form.



# DUSD Monthly Vaccination Clinic #6

Griffiths Middle School  
9633 Tweedy Lane  
Downey, CA 90241  
(Located in the Gym)

Vaccination Clinic for Shot #1  
Thursday, October 14, 2021  
3:30 pm-7:30 pm

Vaccination Clinic for Shot #2  
Thursday, November 4, 2021  
3:30 pm-7:30 pm



# <https://web.dusd.net/coronavirus/>

## DUSD's Response to the Coronavirus

### Adapting as a Community

The Downey Unified community is forward-thinking and always looking to strive for the best...because our kids deserve the best! Find out how we continue to adjust our strategy as more news and regulations related to the Coronavirus are released.



**Announcements**



**COVID Safety Plan**



**COVID Dashboard**



**Returning to School**



**Meal Distribution**

# Downey Unified School District COVID-19 Dashboard: 2021-22

The Downey Unified School District and our schools are committed to providing accurate and transparent information regarding COVID-19 cases on our campuses and work locations, while also maintaining privacy and confidentiality for our students and staff. The data below represents the number of confirmed active COVID-19 cases among District students and staff on its campuses (in-person instruction only). **This is a living document and data is updated at least twice a week.**

Suspected school/ site-based transmission: As directed by public health, the details related to the school or individual involved in school-based transmission cases are not permitted to be shared with the public in order to protect all individuals' privacy. For that reason, the district will continue to monitor the number of school-based transmissions and report as a total number. **The dashboard is updated following official confirmation from public health. This could result in a delay of cases appearing on this dashboard or in a discrepancy between the number of notifications received and the actual number of confirmed incidents (e.g. when the case is not yet confirmed positive by public health).**

School/Location Type	School/Location	Number of Students (In-Person Only)*	Number of Staff - Certificated & Classified (In-Person Only)	Current Confirmed Cases**		Proportion of School Population
				Students	Staff	
	Williams Elementary	617	110	1	0	0.001
Secondary Schools	Doty Middle	1,137	148	1	0	0.007
	Griffiths Middle	1,291	160	0	0	n/a
	Stauffer Middle	1,354	163	0	0	n/a
	Sussman Middle	1,127	165	2	0	0.001
	Columbus High   Woodruff Academy	309	67	0	0	n/a
	Downey High	4,332	309	3	0	0.0006
	Warren High	3,463	301	6	0	0.001
	Downey Adult School	80	50	0	0	n/a

# LA County TK-12 School COVID-19 Data Dashboard

<http://publichealth.lacounty.gov/media/Coronavirus/education/index.htm>

- The dashboard will provide regularly updated information at the School and/or School District level for the following metrics:
  - School COVID-19 screening testing volume and test positivity by week
  - New school-associated COVID-19 cases in the past 7 days by school in relation vaccination rates and case rates in the geographic area served by the School
  - Active COVID-19 school outbreaks in each week by number of cases and close contacts

Data presented on the dashboard **will be updated every Wednesday** and will include data from Monday to Sunday of the prior week.



## TK-12 SCHOOL COVID-19 DATA DASHBOARD

### Understanding COVID-19 in TK-12 Schools in Los Angeles County

- **Vaccines offer effective protection against COVID-19.** The case rate for unvaccinated individuals aged 12-17 years is almost **7 times higher** than the case rate for vaccinated individuals of the same age group.
- **Testing volume is high.** Schools are conducting nearly half a million tests each week to screen students and staff for COVID-19 to keep their campuses safe. With high levels of testing, the number of COVID-19 cases will increase but this **does NOT** reflect increased transmission if test positivity remains low.
- **Test positivity in schools is low.** Test positivity (% COVID-19 positive tests) demonstrates how widespread infection is in the testing area. Since schools have opened, test positivity has remained very low (under 1%) among students, teachers, and staff that have been tested.
- **Schools are safe.** Evidence has shown that a multipronged prevention strategy that includes masking, physical distancing, testing, isolation of identified cases and quarantining of exposed individuals, and vaccination can help to reduce transmission on campus. (See [COVID-19 Case Rates in TK-12 School and in the Community, Los Angeles County](#))
- **Data dashboards are transparent and actionable.** The TK-12 School Data dashboard provides dynamic, visual information to learn about the status of COVID-19 in schools. This information can assist districts and schools to strengthen and target their COVID-19 prevention measures to ensure that schools are a safe environment for students, teachers, and staff.

### About the Data

- Data reflect information reported to Public Health from TK-12 Schools on COVID-19 cases among students, teachers, and staff.
- **Data may differ from information collected at the district- or school-level due to the reporting time period and quality control conducted by Public Health staff.**
- Data are refreshed every Wednesday. Due to updates and reporting delays, case counts may change in future reports.
- If you have any questions, please contact [acdc-education@ph.lacounty.gov](mailto:acdc-education@ph.lacounty.gov).

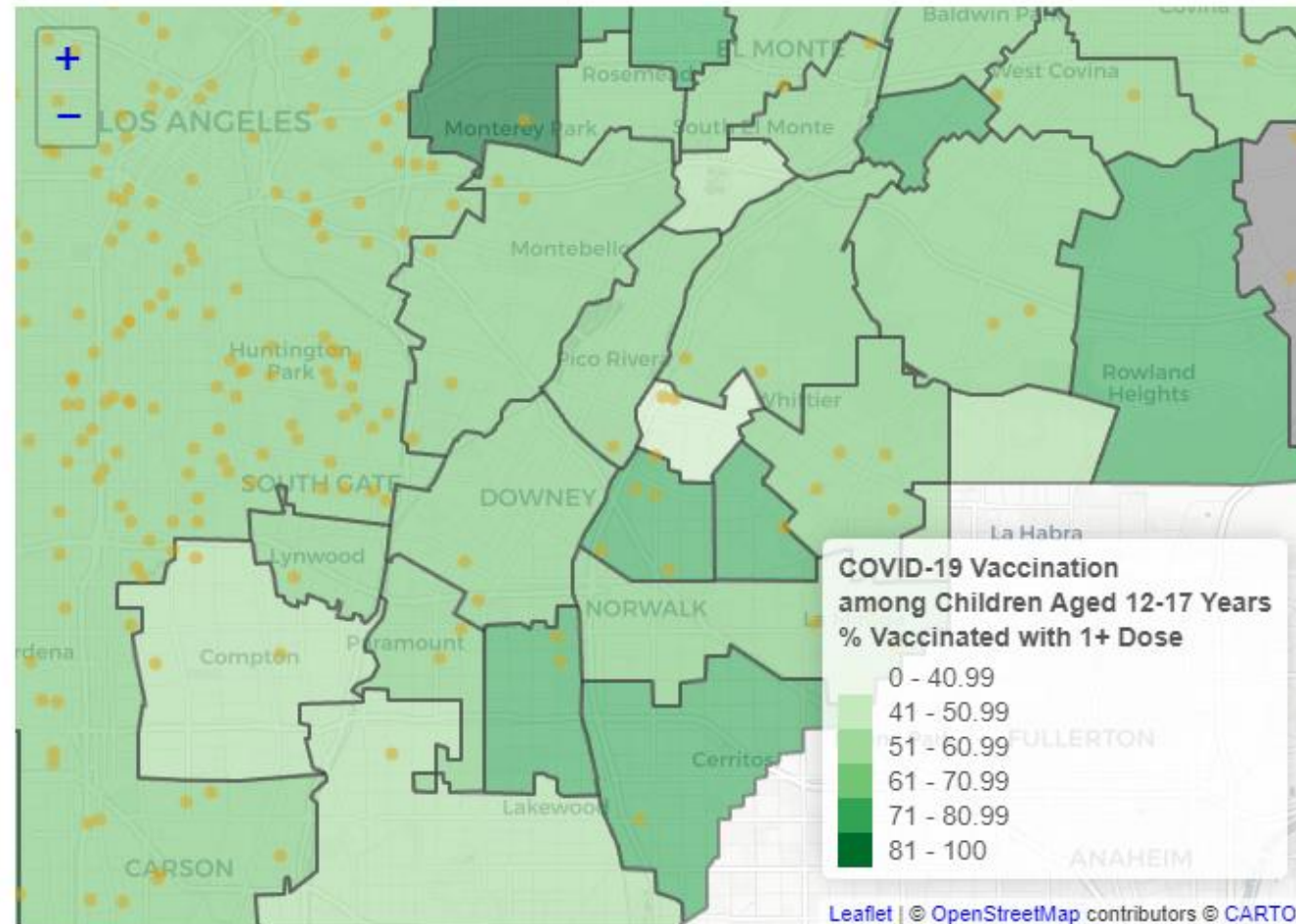


# COVID-19 Cases in TK-12 Schools

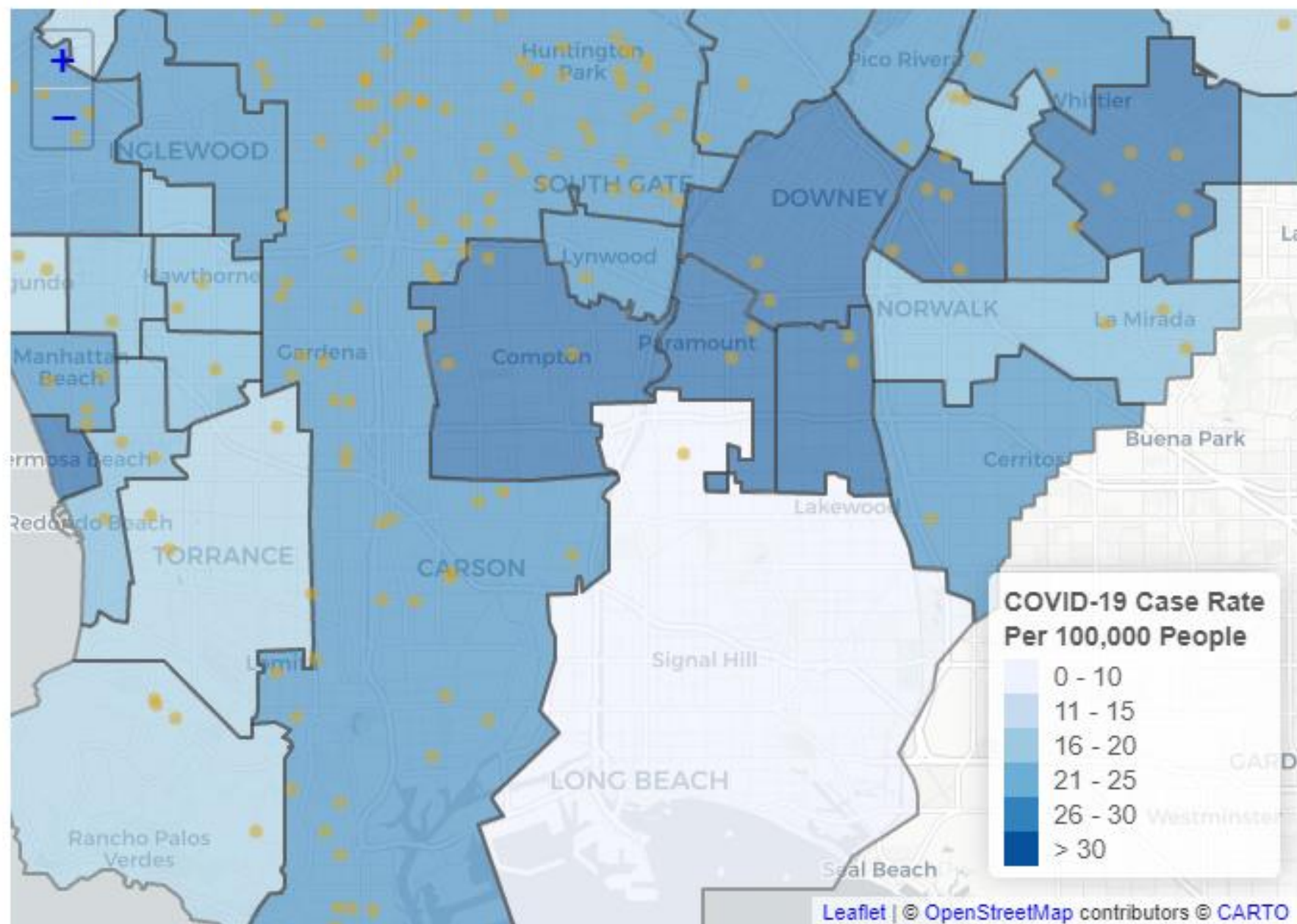
## New COVID-19 Cases in the Past 7 Days by TK-12 Schools, Shown Both with COVID-19 District Vaccination Rates and District Case Rates, Los Angeles County Department of Public Health, Data Through 26 SEP 2021

Note that a school with one or more cases is not necessarily a school with ongoing transmission. Most identified cases are from community exposures unrelated to school.

With District Vaccination Rates



## With District Case Rates



## Cumulative COVID-19 Cases in TK-12 Schools from 16 AUG 2021 to 26 SEP 2021

Show  entries

Search:

	Site	Address	Student Cases	Staff Cases
421	Dolores Huerta Elementary	4125 West 105th St., Lennox, CA 90304	1	1
422	Dolores Huerta Elementary	260 East 31st St., Los Angeles, CA 90011	5	1
423	Dolores Huerta Middle	420 South Mariposa St., Burbank, CA 91506	6	0
424	Dolores Mission School	170 South Gless St., Los Angeles, CA 90033	2	0
425	Dolores Street Elementary	22526 Dolores St., Carson, CA 90745	11	3
426	Dominguez Elementary	21250 Santa Fe Ave., Carson, CA 90810	12	2
427	Don Julian Elementary	13855 Don Julian Rd., La Puente, CA 91746	3	0
428	Dorris Place Elementary	2225 Dorris Pl., Los Angeles, CA 90031	3	1
429	Dos Caminos Dual Immersion	39066 Palm Tree Way, Palmdale, CA 93551	7	1
430	Doty (Wendy Lopour) Middle	10301 South Woodruff Ave., Downey, CA 90241	2	0

Showing 421 to 430 of 1,817 entries

Previous

1

...

42

43

44

...

182

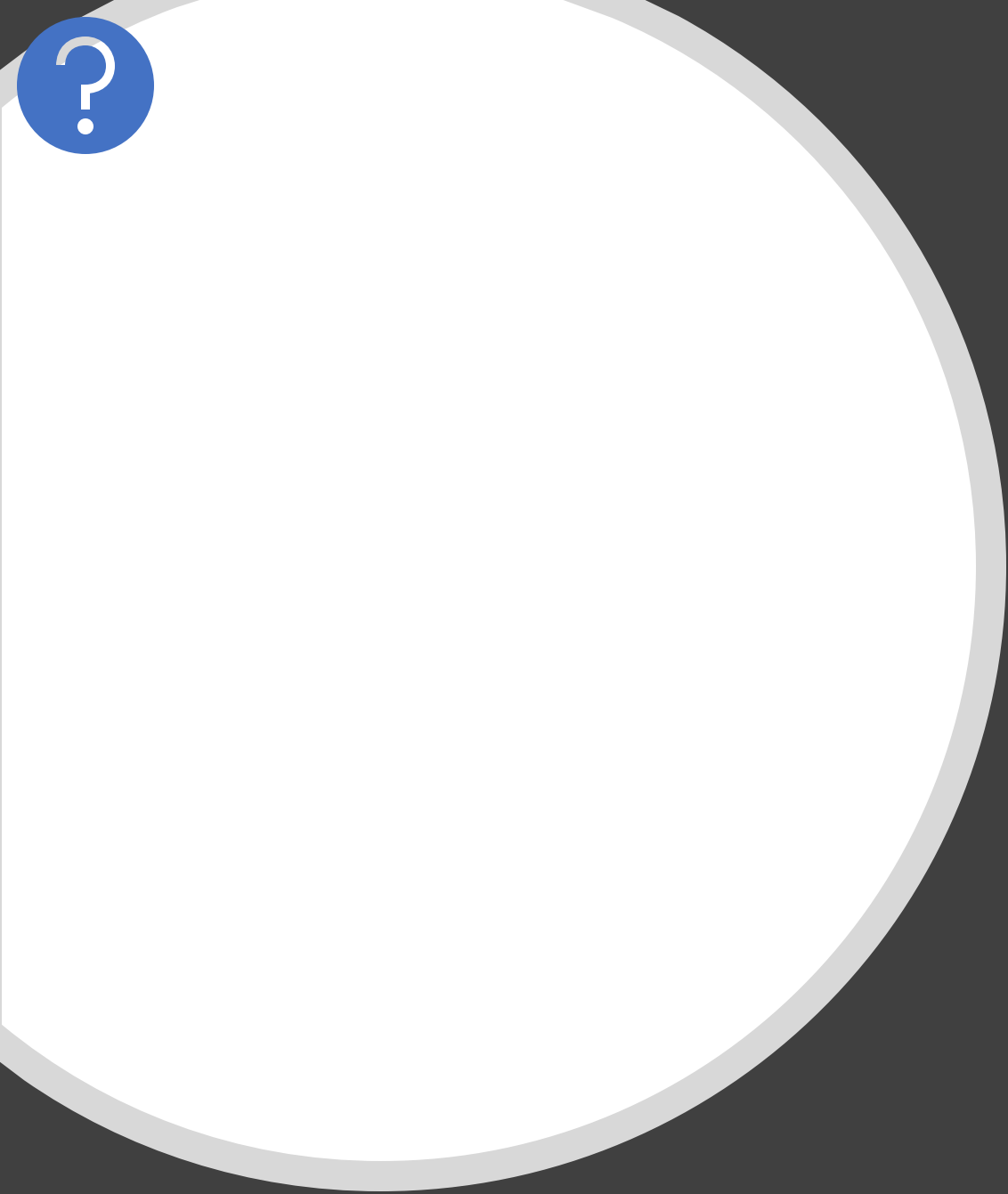
Next



## Active COVID-19 Outbreaks in TK-12 Schools by Outbreak Site, Cases, and Contacts, Los Angeles County Department of Public Health, data through 26 SEP 2021



Site	Date Outbreak Opened	Outbreak Type	# Student Cases	# Staff Cases	# Student Close Contacts	# Staff Close Contacts
Eastside High School	2021-09-24	Youth Sports	5	1	96	0
Junipero Serra High School	2021-09-23	Youth Sports	3	0	0	0
Venice High School	2021-09-23	Youth Sports	9	0	0	0
Warren High School, Downey	2021-09-23	Youth Sports	3	0	0	0
Sylvan Park Elementary	2021-09-22	Classroom	4	0	2	0
Bellflower Middle/High	2021-09-21	Youth Sports	7	0	0	0
Pennekamp Elementary	2021-09-21	Classroom	7	1	2	0
Fairfax Senior High	2021-09-20	Youth Sports	8	0	29	1
Griffith Middle School STEM Magnet	2021-09-20	Classroom	2	1	0	0
Paramount High School	2021-09-17	Youth Sports	3	1	0	0
Leal Elementary School	2021-09-16	Classroom	9	1	41	2
Santa Clarita Elementary School	2021-09-16	Classroom	3	0	26	0
Nobel Charter Middle School	2021-09-15	Classroom	5	0	32	0
Olympic Primary Center	2021-09-15	Classroom	4	0	1	0
Sherman Oaks Center for Enriched Studies Magnet	2021-09-15	Classroom	7	0	1	0
Summerwind Elementary School, Palmdale	2021-09-15	Classroom	10	3	45	1
KIPP Pueblo Unido	2021-09-13	Classroom	6	0	26	0
La Ballona Elementary School	2021-09-10	Classroom	5	0	21	0
Palmdale High School	2021-09-10	Youth Sports	15	1	43	1
Saugus High School	2021-09-10	Youth Sports	15	0	142	0
Valley Beth Shalom Day School	2021-09-09	Classroom	9	1	44	8



Questions