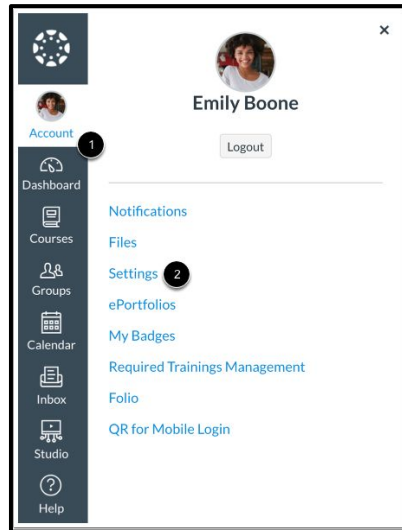


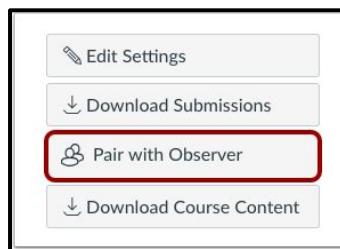


Canvas Instructions for Parents

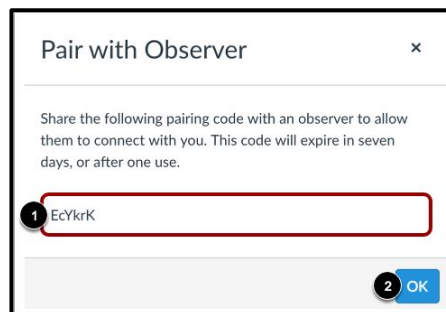
- 1) Have your child log in to their Canvas account
- 2) In the students Canvas account, have them go to the Global Navigation, click the Account link [1], then click the Settings link [2].



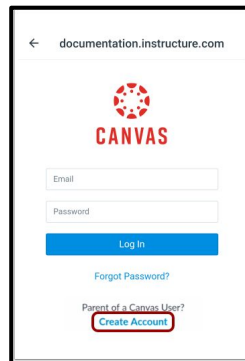
- 3) Then, click the **Pair with Observer** button.



- 4) Please copy the pairing code. This code is case sensitive.



5. On your mobile device, download the Canvas Parent app
6. Click the Find School button and type in Downey Unified
7. Click **Create Account**



8. Enter your name in the Your Name field [1] and email address in the Your Email field [2]. Then create a new password by entering it in the Password field [3]. Confirm your new password in the Re-enter Password field [4].

9. Type in the Student Pairing Code that you copied from step 4.
10. Pairing codes are only good for 1 user. If another parent wants to add the same student, then the student will need to generate a new pairing code. If you want to add a different student, then you will have to get a new Pairing Code from that student's account