


The Downey Unified Online Meal Application is now connected to your Q Parent Connection account. To complete an application or view your status, login into your Q Parent Connection account.


**Logging in:** Q Parent Connection website: <https://parentconnection.dusd.net/>

1. Type in your PIN and Password, then click on Log In.

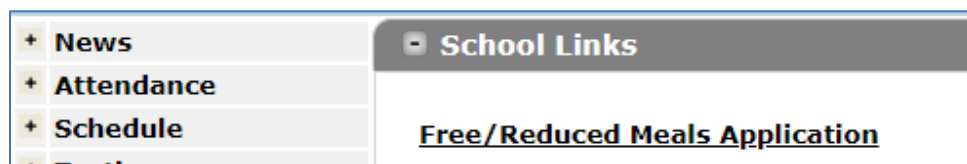


**Note:** If you have forgotten your PIN or Password, click on the “Need your Login Information?” link from this website. You will enter the email address you used to setup your account to generate an email to that address with the PIN and a new temporary password.

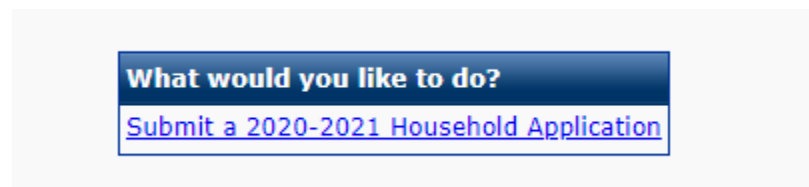
1. Click on the student’s name to view information.



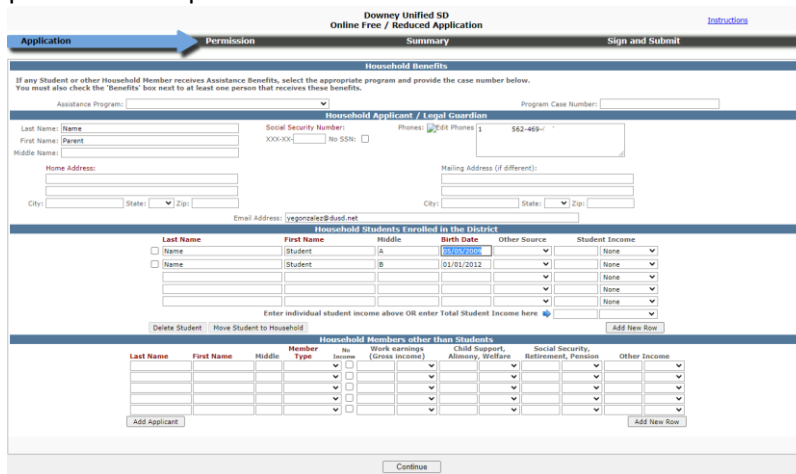
2. School Links will appear at the center information area of the screen. Click on the link for Free/Reduced Meals Application.



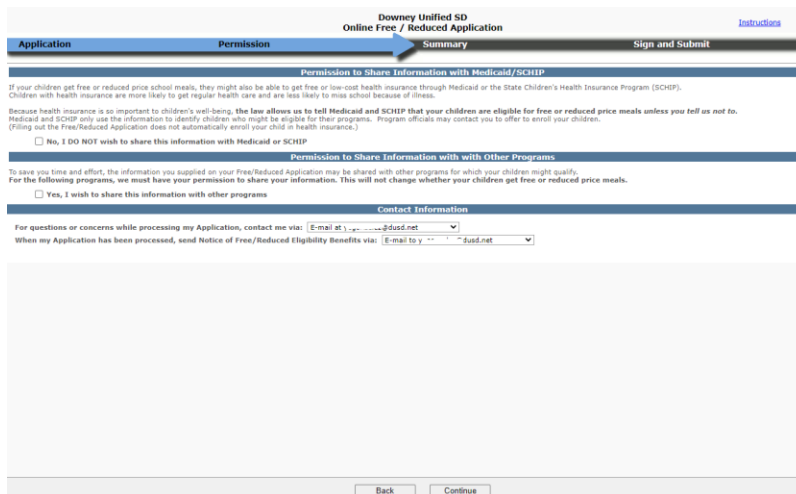
3. This will open to a new page. Click on the link for Submit a Household Application.



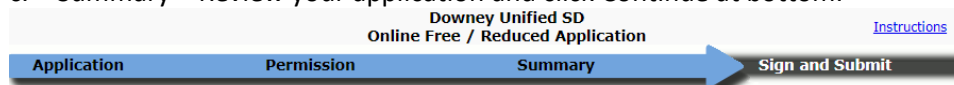
4. The online application will open. There are 4 steps:
  - a. Application - Complete the form and click continue at bottom.



- b. Permission – Select to share or not share information. Click Continue at bottom.



- c. Summary – Review your application and click Continue at bottom.



- d. Sign and Submit – Enter your name and click Submit.

